



CIRRELT

Centre interuniversitaire de recherche
sur les réseaux d'entreprise, la logistique et le transport

Interuniversity Research Centre
on Enterprise Networks, Logistics and Transportation

Simulation of Intermodal Freight Transportation Systems: A Taxonomy

Teodor Gabriel Crainic
Guido Perboli
Mariengela Rosano

August 2017

CIRRELT-2017-51

Bureaux de Montréal :
Université de Montréal
Pavillon André-Aisenstadt
C.P. 6128, succursale Centre-ville
Montréal (Québec)
Canada H3C 3J7
Téléphone : 514 343-7575
Télécopie : 514 343-7121

Bureaux de Québec :
Université Laval
Pavillon Palasis-Prince
2325, de la Terrasse, bureau 2642
Québec (Québec)
Canada G1V 0A6
Téléphone : 418 656-2073
Télécopie : 418 656-2624

www.cirrelt.ca

Simulation of Intermodal Freight Transportation Systems: A Taxonomy

Teodor Gabriel Crainic^{1,2,*}, Guido Perboli^{1,3}, Mariangela Rosano³

¹ Interuniversity Research Centre on Enterprise Networks, Logistics and Transportation (CIRRELT)

² Department of Management and Technology, Université du Québec à Montréal, P.O. Box 8888, Station Centre-Ville, Montréal, Canada H3C 3P8

³ Department of Control and Computer Engineering (DAUIN), Politecnico di Torino, Corso Duca degli Abruzzi, 24 - I-10129 Torino, Italy

Abstract. Intermodal transportation refers to multimodal chain or network involving at least two transportation modes, freight being packed into a “container” and not being handled at intermodal-transfer terminals on its trip from its origin to its destination. This characterization makes intermodal transportation a multi-actor complex system involving a broad range of interacting stakeholders, decision makers, operations, and planning activities. Due to this complexity, simulation methods are widely studied by researchers in the field of operations research, in order to propose models and tools to manage transportation activities and support the decision-making processes, particularly when changes in policies or environments occur. The literature includes a large number of contributions, but a broad view of the field is still missing. This paper aims to fill this gap, using a new taxonomy with polythetic classes to structure the recent relevant literature, including 89 papers from 2007 and 2017, concerning simulation models applied to intermodal freight transportation. The proposed approach can be a useful instrument for the classification of these contributions and for supporting further analyzes in order to identify the main findings, trends, and future paths of intermodal freight transportation systems across several dimensions (e.g., modes, geographical extensions, time horizons, simulation objectives).

Keywords: Intermodal transportation, freight transportation, simulation, taxonomy.

Acknowledgments. Partial funding was provided by the Italian University and Research Ministry to the URBeLOG project under its Smart Cities and Communities program, and by the Natural Sciences and Engineering Council of Canada (NSERC) through its Discovery Grants program. We gratefully acknowledge the support of Fonds de recherche du Québec through their infrastructure grants. The authors want to thank Dr. Francesca Perfetti for her contribution to a previous version of this paper.

Results and views expressed in this publication are the sole responsibility of the authors and do not necessarily reflect those of CIRRELT.

Les résultats et opinions contenus dans cette publication ne reflètent pas nécessairement la position du CIRRELT et n'engagent pas sa responsabilité.

* Corresponding author: TeodorGabriel.Crainic@cirrelt.net

1 Introduction

Intermodal freight transportation may be defined as the transportation of loads from the origin to the destination of a shipment, involving at least two transportation modes and services, such that the transfer from one mode to the other is performed at an intermodal terminal. The main characteristic of intermodal freight transportation is that the goods are moved in one loading unit or vehicle and are not handled when changing modes of Ministers of Transport (2001). Although different types of packaging may be present (e.g., boxes, pallets, swap bodies, containers, etc.), going forward we will refer to the packaging simply as *containers* of Ministers of Transport (2001).

Intermodal transportation is broadly acknowledged as the backbone of international trade and plays a major role in the globalization of the economy. However, it also serves broader functions, from its role as a major instrument in fostering modal change and the utilization of more environmentally friendly water and rail-based transportation modes to the dedicated rail-based container and trailer transportation systems in various parts of the world. Moreover, intermodal transportation supports the efficiency of emerging operational and business models for transportation and logistics (e.g., City Logistics, Physical Internet, and Synchromodality) that aim to jointly achieve economic, environmental, and societal objectives. The development of intermodal transportation in these roles therefore has strong implications for various transportation modes and intermodal transfer terminals. This development also involves a broad range of stakeholders and decision makers, operations, and planning activities. All of these aspects increase the complexity of intermodal transportation systems, creating a need for support for the management and monitoring of these activities. In this direction, the field of operations research offers a rich set of models and methods to build and manage the “best” operation plans, to select operations or manage alternatives to achieve desired levels of cost versus quality of service versus environmental and societal impacts, and to evaluate strategies and policies. Simulation plays an important role in this context. On the one hand, simulation provides the instruments to validate models and algorithms and to explore their worth under various internal and external conditions. Simulation is also the methodology of choice to represent the behavior of a given transportation system and to estimate its response to various policies and changes in its environment, from the availability and quality of infrastructure to energy prices and environmental regulations. The literature offers a number of rather important contributions presenting simulation models and studies on various issues related to intermodal transportation. Nevertheless, the literature is missing a broad view of the field as well as an instrument to identify the areas and topics that have been studied most intensively or have been somewhat neglected, the trends, and the promising research areas and to assist in classifying a given contribution within the general context of the literature. Our goal is to fill this gap by proposing a new taxonomy of simulation models applied to intermodal freight transportation systems. The taxonomy aims to structure the literature on the simulation of intermodal transportation, classify the research contributions, and propose a guide to research analysis. Thus, this

taxonomy includes dimensions describing the geographic extension of the system studied, the modes and services making up the network, the time horizon considered, the level of planning, the decision makers, the objectives considered, the goals of the simulation model, and the methodology used.

To illustrate the effectiveness of the proposed taxonomy, we then use it to classify and review the recent literature on intermodal freight transportation. Further, we consider 89 studies in our analysis, and, to focus on the most recent literature, we generally consider studies from 2007 to 2017. To control the scope of this analysis, we did not consider contributions addressing terminal operations and management, such as the optimization of container terminal operations and the allocation and scheduling of terminal equipment. A reader interested in these topics may consult the surveys in (Gambardella and Rizzoli, 2000), (Stahlbock and Voß, 2008), and (Bierwirth and Meisel, 2010).

This paper is organized as follows. Section 2 describes intermodal transportation as a complex system and identifies the main sources of complexity, which are reflected in the taxonomy axes. Section 3 introduces the proposed taxonomy and provides a detailed description of its axes and categories, including the literature-search methodology adopted, in subsection 3.1. Section 4 provides the survey and detailed analysis of the literature according to the proposed taxonomy, and Section 5 identifies general trends and proposes research directions.

2 Intermodal Transportation as a Complex System

Bektaş and Crainic (2008) defines intermodal transportation as the transportation of people or freight from their origin to their destination by a sequence of at least two modes of transportation without any handling of the freight itself when changing modes. Intermodal transportation aims to reduce cargo-handling, damages, and loss, as well as to improve security and transport speed.

An intermodal transportation system is made up of several different actors interacting with each other, including shippers that generate demand for transportation, carriers that provide the transportation services, facility and physical infrastructure managers, institutional authorities that regulate the system, and customers and citizens that ask for goods.

Shippers generate the freight transportation demand, as they are generally the senders of the goods. They plan shipments to satisfy their customers and either organize or participate in the organization of how their freight should be moved. Thus, they define their logistics strategy, which may include intermodal transport.

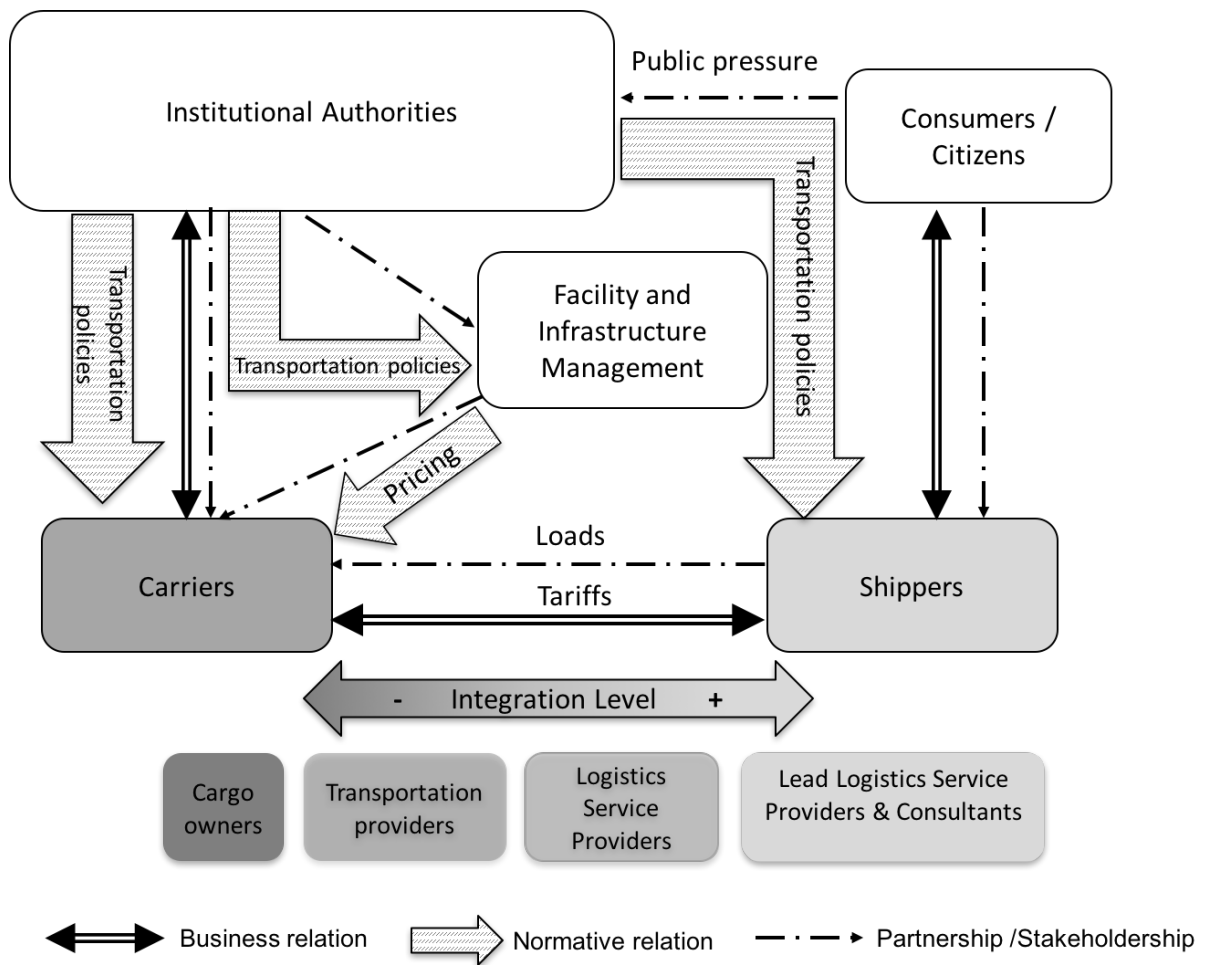


Figure 1: Relationships among the main actors in freight transportation systems

Carriers perform the transport for the shippers. Some carriers operate dedicated services, in which a vehicle/container serves a single customer, and others operate on the basis of consolidation, in which each vehicle/container may contain different customers' freight with different origins or eventual destinations.

Freight logistics providers (FLPs), third party logistics service providers (3PLs) in particular, undertake various logistics tasks within an intermodal transportation system, providing a range of value-added logistics services, such as warehousing, distribution, shipping, inventory management, co-packing, labeling, repacking, weighing, and quality control. FLPs also collaborate with shippers for both domestic and international intermodal transportation activities. Shippers may actually outsource logistics activities in order to focus on their core businesses and benefit from the expertise of the FLPs. On the other hand, 3PLs also interact with carriers to secure timely transportation capacity for their customers. In this sense, they may sometimes appear as carriers.

Facility and infrastructure managers may be public entities or private firms with public stakeholders. They do not plan, organize, or realize freight transportation services but instead deal with the management of the physical network and infrastructure, including roads and highways, the rail infrastructure in Europe, intermodal port terminals, and so on. Thus, they play a central role by providing efficient physical networks and the necessary technology and sensors layers to control and optimize the utilization of the infrastructure and facilities.

Institutional authorities (e.g., governments and public administrations) are the actors who tax, give incentives, set up policies, and regulate transport activities. Through the policies they set, these actors increasingly frequently aim to guide the transportation and logistics system towards “new,” more beneficial to society, and resilient ways of operation (e.g., the usage of specific corridors or vehicle and motorization types, mode changes from road-based to water- and rail-based transportation, the reduction of externalities, the consideration of environmental impacts, etc.) We include in this class of actors local and national governments as well as transnational institutions such as the European Commission.

Finally, customers represent the receivers of the shipments. They can be the final client, retailer, distributor, or wholesaler. Customers include citizens as well, and, hence, they are mindful about emissions, safety, and viability within their local areas, and they can influence the institutional authorities through their votes.

The aforementioned actors have their own goals, make their own decisions, and are linked with the others through many interconnections, interactions, and interdependencies. All contribute to make intermodal transportation a complex system. Furthermore, these decisions and interrelations may be affected by uncertainty from many different sources, often related to demand, travel times, and handling operations Maggioni et al. (2014); Perboli et al. (2014). Hence, the efficiency and reliability of the intermodal transportation system require coordination and fast information flows among several actors, interoperability among the operational activities and modes, and behavioral aspects.

We illustrate this situation and complexity through the Social Business Network (SBN) shown in Figure 1. The SBN represents a complex system in a standard visual manner and is part of the GUEST methodology (Perboli and Gentile, 2015b; Perboli, 2016). The SBN is a graph composed of nodes and arcs. The nodes represent players grouped by type. The arcs symbolize the relationships between nodes, and their graphical representation is based on their type (i.e., commercial, normative, or stakeholder-ship). Figure 1 shows the SBN for an intermodal transportation system made up of the aforementioned actor types: shippers, carriers, customers, facility and infrastructure managers, and institutional authorities. The graph clarifies that an intermodal system has an additional level of complexity due to the correlations between the actors. Moreover, this level of complexity is just one of many that come from examining the

Network Description			Planning			
Types	Modes	Territory	Decision Makers	Decision Objects	Objectives	Time Horizon
<i>Unimodal</i>	<i>RO</i>	<i>Urban</i>	<i>Shippers</i>	<i>Infrastructures</i>	<i>Economics</i>	<i>Strategic</i>
<i>Multimodal</i>	<i>RA</i>	<i>National</i>	<i>Carriers</i>	<i>Policy</i>	<i>Environment</i>	<i>Tactical</i>
<i>Intermodal</i>	<i>IWW</i>	<i>International</i>	<i>Inst. Authorities</i>	<i>Operations</i>	<i>Performances</i>	<i>Operational</i>
	<i>M</i>		<i>Facility and</i>	<i>Cooperation</i>		
	<i>A</i>		<i>Infrastructure Managers</i>	<i>Technology</i>		
Simulation Method			Scope			
Numerical	Optimization	Simulation Optimization Relation	Simulated Objects	Simulation Objectives		
<i>Static-Deterministic</i>	<i>Static-Deterministic</i>	<i>OSI</i>	<i>Behaviors and Interactions</i>	<i>What If</i>		
<i>Static-Stochastic</i>	<i>Static-Stochastic</i>	<i>SOI</i>	<i>Flows</i>	<i>Forecasting</i>		
<i>Dynamic-Deterministic</i>	<i>Dynamic-Deterministic</i>	<i>SSO</i>	<i>Static Scenario</i>	<i>Validation</i>		
<i>Dynamic-Stochastic</i>	<i>Dynamic-Stochastic</i>	<i>ASO</i>	<i>Events</i>	<i>Enhancement</i>		
		<i>Simulation</i>				

Figure 2: Taxonomy structure

system from various points of view, including the presence of multiple objectives (e.g., performance-based, economic, environmental, or social) and of different levels of decision making (e.g., real-time, operational, tactical, or strategic).

This brief analysis illustrates the many components, decisions, and interactions characterizing intermodal transportation and points to the many ways of approaching its study. The diversity of scope and goals of the studies reviewed in this analysis further supports these observations. A comprehensive classification of intermodal transportation simulation models and applications must reflect this diversity of means, scopes, and goals as well as identifying less-studied areas in order to provide a global picture of current research and highlight research needs and opportunities. This is the main scope of the taxonomy we introduce in this study, as detailed in the next sections.

3 The Taxonomy

3.1 Taxonomy construction methodology

From a methodology point of view, our classification was a cluster-analysis-based taxonomy with polythetic classes Bailey (1994, 2005). Thus, to build it, we followed the three-step method described by Bailey (2005). We began with an empirical analysis of a database of studies. In the second stage, we represented the cluster on paper. Finally, the third stage was envisioning a mental concept for the cluster, often by mentally generating

a name or label for the cluster (such as “Network Description”). We examined reviews of intermodal freight transportation problems and noticed that they focused more on optimization models without providing much attention to simulation methods. To the best of our knowledge, the most recent and relevant reviews are Macharis and Bontekoning (2004), Crainic and Kim (2007), Caris et al. (2008), and Caris et al. (2013). We then started to retrieve studies from refereed journals and conference proceedings to source the intermodal freight transportation simulation literature. We referred to the Scopus bibliographic database for our analysis because it contains articles from all major journals dealing with transportation. Many journals are also recognized by the ERA 2012 Journal List evaluation across eight discipline clusters (Australian Research Council, 2012). The following list of keywords (and their combinations) was used to search for studies: *intermodal*, *simulation*, *freight*, *transportation*, *planning*, *network*, and *supply chain*. Only English language literature was included. Additional studies were retrieved by tracking the research cited in some studies. We also decided to include studies dated from 2007 to 2017 to consider only the most recent literature. We used the online database to find about 350 studies. We then first reduced the entire set of selected studies to a total of 150 by restricting the topic area. Thus, we did not consider studies dealing with terminal operations and management, such as the optimization of container terminal operations, the allocation and scheduling of terminal equipment, and the optimization of terminal area use. Reviews analyzing the roles of simulation and optimization in intermodal container terminals were presented by Gambardella and Rizzoli (2000), Stahlbock and Voß (2008), and Bierwirth and Meisel (2010). A second screening removed studies dealing with the simulation of telecommunication-related issues (e.g., connected vehicle protocols) and other similar topics, which yielded a final selection of about 89 studies.

Figure 2 depicts the result of our process and is structured in three levels of detail. The taxonomy provides four axes at the first level: *Network Description*, *Planning*, *Simulation Method*, and *Scope*. The first two axes concern the problem specifications, the third axis describes how the simulation method was implemented, and the fourth investigates the role of simulation. Each axis is structured at the second level in several categories, for which more precise information is provided by subcategories at the third level. Due to the large number of factors that play important roles in defining an intermodal freight transportation system and their high correlation, we decided to consider only the axes at the root level as mutually exclusive and jointly exhaustive. Our analysis is therefore not globally exhaustive, but we believe it provides a good general overview of the literature trends in the simulation of intermodal freight transportation systems. The rest of this section presents brief descriptions of the object and scope of each axis and its categories.

3.2 Network description

This axis identifies the network on which simulation is used, and it includes three categories: *Types*, which specify the degree of modal combination represented; *Modes*, which

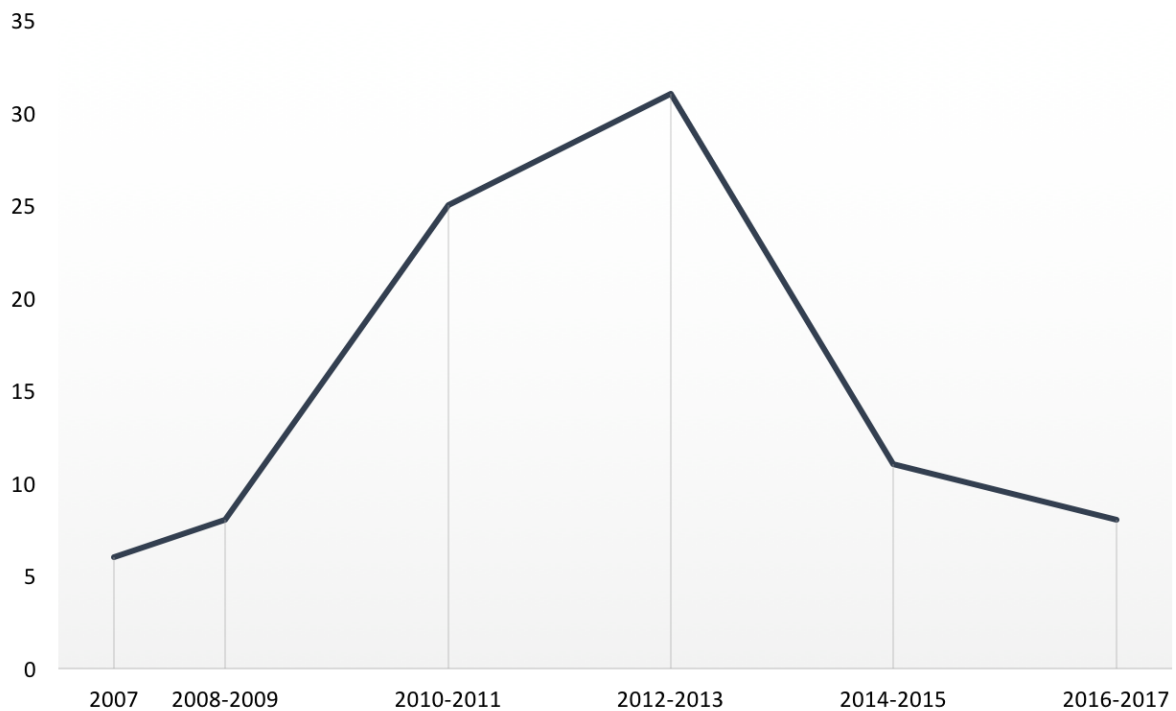


Figure 3: Number of studies selected from each year

specify the transportation modes considered; and *Territory*, which refers to the geographical dimension of the intermodal transportation system.

3.2.1 Types

This analysis reviews the recent literature on intermodal freight transportation systems. However, intermodal freight transportation simulators may focus on the entire transportation system of the region considered or on only a subset. In this study, we focus on the definition of such a subset in terms of the levels of combinations of modes considered, and our aim is twofold. The first goal is to highlight how many studies are devoted to only a portion of the overall intermodal freight transportation system that involves just one mode, and the second is to analyze the impact of optimization methods on this result. Thus, for example, as long as freight is moved in containers, the application is “intermodal” even though a combination of modes is not used for some or all transportation demands. According to this aspect, we therefore identify three main network types:

- *Unimodal*: even if a study concerns intermodal freight transportation, the proposed study focuses on only one mode;
- *Multimodal*: involves at least two modes and one terminal for transfer;

- *Intermodal*: refers to a multimodal chain of container-transportation services Crainic and Kim (2007) with no freight handling. In fact, as defined above, intermodal transportation generally implies that freight is packed into a box, a *container*, and is not handled from the time it is packed at the origin until the time it arrives at the point where the container is to be opened, usually at the destination. Thus, it is the container that is moved and transferred.

3.2.2 Modes

We describe the transportation modes according to their main transportation engineering infrastructure categories: *RO*: roads; *RA*: railways; *IWW*: inland waterways; *M*: maritime and coastal navigation; and *A*: air transportation.

When several modes are present in a study, we indicate them by a combination of single identifiers (e.g., RO/RA stands for the usage of a multimodal or intermodal system using roads and rails).

3.2.3 Territory

The geographic extension of the network is classified into *I*, international, which extends from the multi-country level to the continent level and the global level; *N*, covering single national cases and regional cases (with multiple municipalities); and *U*, focusing on single cities and their surrounding areas.

3.3 Planning

This axis is concerned with the decision-making process, thereby investigating the types of decisions and actors involved according to four categories:

- *Decision makers* refers to the actors making the decisions, thereby determining the point of view of the problem;
- *Decision objects* states the type of planning and the object of the decision-making process on which the simulation project focuses;
- *Objectives* gives the categories of the key performance indicators (KPIs) used to measure and compare the effectiveness of alternatives;
- *Time horizon* expresses the time perspective of the planning problem.

The last two categories are complementary in determining the objectives, formulations, and requirements of the problem and identifying scenario alternatives.

3.3.1 Decision makers

This category identifies the actors for which the proposed models were designed, following the main roles defined in Section 2. As stated in Section 2, 3PLs perform many different activities within the intermodal transportation system, according to the requirements of their customers. Hence, we classify the rather limited literature focusing on 3PLs according to the tasks considered in each study, mainly into the categories of shippers or carriers.

3.3.2 Decision objects

This category denotes the type of problem being analyzed from the point of view of the scope of the decision process considered. We define five subcategories:

- *Infrastructure*: refers to the construction or enhancement of infrastructure, including the locations of hubs and other types of terminals and the design of the physical network;
- *Policy*: addresses the choice and evaluation of policies;
- *Operations*: is concerned with the planning of shipment and transportation activities (e.g., capacity planning, service network design, resource allocation and reallocation, storage of freight and (empty) containers, mode and route choice, vehicle routing, management of disruptions, etc.);
- *Cooperation*: is concerned with the evaluation of the strengths and synergies arising from collaborations, cooperation, and coalitions among carriers, among shippers, or between shippers and carriers, with or without participation from institutional authorities;
- *Technology*: refers to the validation of new technologies and the evaluation of their impacts on the intermodal transportation system.

3.3.3 Objectives

This category describes the goals of the model and the metrics used to measure and compare the effectiveness of alternatives:

- *Economics*: economic evaluation of the simulated operation, which can include several metrics besides operational costs, such as travel time, fuel consumption, vehicle-traveled distance, and charges (e.g., road pricing);
- *Environment*: evaluation of the environmental footprint of transportation networks, mainly through greenhouse gas (GHG) and particle emissions and fuel consumption;
- *Performances*: metrics related to the quality of the service offered, which can be measured in terms of speed, flexibility, efficiency, reliability, and resilience.

3.3.4 Time horizon

Planning activities can be divided (Crainic and Laporte, 1997) into:

- *Strategic planning*: long-term planning decisions, which require the highest level of forecasting, investments, and management and which concern the physical structure of the intermodal transportation system, such as the hub and terminal location, usually identified as network design problems;
- *Tactical planning*: medium-term decisions focusing mainly on the efficient allocation and utilization of existing resources to improve the performance of the system;

3.4 Simulation Method

This axis aims to identify the simulation method adopted in the model. It is composed of three categories: *Numerical*, which specifies numerical simulations, *Optimization*, which concerns the use of optimization approaches, and *Simulation Optimization Relation*, which describes the relationship between simulation and optimization.

3.4.1 Numerical

This category denotes simulations conducted numerically without using optimization methods.

3.4.2 Optimization

In this setting, demand is represented by one or several commodity-specific origin-destination matrices (mode choices may be included in the matrix definition as well),

and the supply side of the transportation system is represented by a multimodal network with provisions for intermodal transfer. Modes are used to model services (e.g., container-based transportation), vehicles, etc. The behavior of the system under various scenarios is then simulated through an optimization network model (a nonlinear model when congestion phenomena are considered) assigning the demand to the network according to a generalized cost (combining, for example, monetary cost, time value, and energy consumption. Strategic Transportation ANalysis model (STAN) Crainic and Florian (2008); Crainic et al. (1994) represents a typical example of this approach.

The way both approaches work is based on the type of simulation used. The simulation commonly combines the following two categories, concerning their evolution over time and the inclusion of sources of uncertainty.

- *Static* or *Dynamic*. *Static* simulation does not represent time explicitly but rather enables the evaluation of a system behavior in a steady state. The simulation model describes the relationship between the input and output variables. Different inputs are generated from the probability distributions of a stochastic system to obtain unknown stochastic outputs. The Monte Carlo simulation is an example of a static simulation. On the contrary, *Dynamic* simulation analyzes the changes in the system state that occur over time. The simulation model describes all of the entities involved and their interactions to evaluate their impact on the entire system. Agent-based simulation is an example of this category, which can be further split into discrete and continuous simulation.
- *Stochastic* or *Deterministic*. A *Deterministic* simulation model exactly computes the future states of the system once the input data and initial state have been defined. On the other hand, in a *Stochastic* simulation, the behavior of the system is not precisely predicted, but it is affected by uncertainty. Thus, the model uses random inputs and produces random output variables to represent and describe the expected behavior.

Thus, the combinations of the approaches discussed above are as follows:

- Static-Stochastic;
- Static-Deterministic;
- Dynamic-Stochastic;
- Dynamic-Deterministic.

3.4.3 Simulation optimization relation

This category enhances the classification proposed in Figueira and Almada-Lobo (2014):

- *Optimization with simulation-based iterations* (OSI): one or more complete simulation runs are performed during some iterations of an optimization procedure;
- *Simulation with optimization-based iterations* (SOI): one or more complete optimization procedures are performed during a simulation process; the simulation-by-optimization approach is a specific case of SOI in which a single iteration of the optimization model is performed;
- *Alternate simulation–optimization* (ASO): both simulation and optimization run alternately, either to the end or incompletely, with feedback loops in each iteration;
- *Sequential simulation–optimization* (SSO): simulation and optimization run sequentially, with either optimization following simulation or the opposite;
- *Simulation (SIM)*: simulation without any optimization procedure.

3.5 Scope

This axis classifies the role of the simulation and includes two categories: *simulated objects* and *simulation objectives*.

3.5.1 Simulated objects

This category defines the main objects of the simulation:

- *Behaviors and interactions*: the simulation model is used to reproduce the respective behaviors of several entities and their interactions;
- *Flow*: the object of the simulation is the estimation of traffic values, including flows of vehicles, freight, containers, etc.;
- *Scenario*: a simulation framework is created to set up the scenario to which the optimization procedure is then applied;
- *Event*: the simulation is used to reproduce a stochastic event.

3.5.2 Simulation objectives

This category classifies the simulation purpose according to four categories:

- *What-if analysis*: the objective is to analyze a hypothetical system under some possible/forecasted/imagined scenario as well as to compare two or more system alternatives;
- *Forecasting*: the simulation aims to study and evaluate the characteristics of an actual system as well as predict its performance under various conditions/scenarios;
- *Validation*: the focus is on the validation of a proposed solution, a new policy, a mathematical model, or a modeling approach;
- *Enhancement*: the simulation is combined with optimization to enhance the solution, which usually requires alternate simulation and optimization procedures connected through a performance feedback loop.

4 Detailed Analysis

Figure 3 summarizes the number of publications from 2007 to 2017. An exponential increase in the number of published studies applying simulation models to intermodal freight transportation may be observed. The decrease observed for the years 2014 and 2017 may be explained by the fact that the volumes related to very popular conferences (e.g., City Logistics) were scheduled for publication in these years but were not yet indexed.

Table 1 shows the list of journals where the studies used in this analysis appeared. The list is sorted according to the number of publications and listed in descending order. *Procedia - Social and Behavioral Sciences* is the most prevalent journal in this field and accounted for 25% of the total publications in the considered period. This finding can be explained by the number of referred conference proceedings published in this journal (e.g., City Logistics and EWGT). Note that some conferences changed their policy, and their proceedings are currently part of a new journal called *Transportation Research Procedia*. The *European Journal of Operational Research (EJOR)*, *Journal of Transport Geography*, and *Transportation Research Part B* also published several studies on the topic. These four journals accounted for 48% of total publications. On the other hand, in most journals, we found only a single contribution, underlying the extreme clustering of this topic. The journals appearing in Table 1 cover many areas of applications, including economics, computer science, management science, operations research, and transport

Journal Name	Count
Procedia — Social and Behavioral Sciences	22
European Journal of Operational Research	3
Journal of Transport Geography	3
Transportation Research Part B: Methodological	4
Transportation Research Part C: Emerging Technologies	4
Transportation Research Part E: Logistics and Transportation Review	3
Winter Simulation Conference	3
Decision Support Systems	2
Transportation Research Record	2
24th European Modeling and Simulation Symposium, 8th International Conference on Service Systems and Service Management, Advanced Manufacturing and Sustainable Logistics, Applications of Evolutionary Computing, Computers and Operations Research, Control Engineering Practice, European Transport (Trasporti Europei), European Transport Research Review, EUT Edizioni Università di Trieste, Expert Systems with Applications, Flexible Services and Manufacturing Journal, ICLEM 2010: Logistics for Sustained Economic development — infrastructure, information, integration, INFORMATIK 2007 — Informatik Trifft Logistik, Beitrage der. Jahrestagung der Gesellschaft fur Informatik e.V., International Journal of Physical Distribution and Logistics Management, International Journal of Transport Economics, Journal of Computational Science, Journal of the Eastern Asia Society for Transportation Studies, Eastern Asia Society for Transportation Studies, Journal of Transportation Systems Engineering and Information Technology, Networks and Spatial Economics, Proceedings of the 2011 Summer Computer Simulation Conference, Research in Transportation Economics, Simulation Modelling Practice and Theory, Statistica Neerlandica, Supply Chain Forum: An International Journal, Open Engineering, IFAC Papers OnLine, Transport Policy, Transportation Letters: The International Journal of Transportation Research, Transportation, World Electric Vehicle Journal, WSEAS Transactions on Systems, EURO Journal on Transportation and Logistics, Winter Simulation Conference, Maritime Policy and Management, Cybernetics and Information Technologies, IEEE Transactions on Automation Science and Engineering	1 (43)
Total	89

Table 1: Journals in the intermodal freight system simulation literature

engineering. This finding also shows the inter-disciplinary nature of research in the simulation of intermodal freight transportation.

We now present an analysis of the literature according to the axes and categories of the taxonomy.

4.1 Network description

This subsection is dedicated to an analysis of the distribution of the literature according to the different network characteristics.

4.1.1 Types and modes

Table 2 presents the studies sorted by type of network and mode. The most analyzed networks are multimodal and intermodal (54%), whereas unimodal networks account for approximately 46% of the studies. All unimodal-network studies address road transportation, as simulation models are proposed to handle emissions and congestion issues

Modes	Unimodal (46%)	Multimodal (11%)	Intermodal (43%)
RO	100%	10%	8%
RA			3%
IWW			8%
M			3%
RO RA		40%	24%
RO/RA IWW			11%
RO/RA/M		20%	19%
RO/IWW			3%
RO/IWW M			11%
RO/M			11%
RO/RA/IWW/M		10%	11%
RO RA A		10%	
RO RA M IWW A		10%	

Table 2: Distribution of network modes and combinations

	Unimodal				Multimodal/intermodal							
	RO	RA	IWW	M	RO-RA	RO-RA-IWW	RO-RA-M	RO-RA-IWW/M-A	RO-RA-A	RO-M	RO-IWW	RO-RA-IWW-M
Urban	30%	0%	0%	0%	2%	0%	2%	0%	0%	0%	0%	0%
National	5%	3%	1%	0%	4%	3%	4%	1%	0%	1%	1%	4%
International	0%	0%	0%	0%	7%	1%	3%	0%	1%	0%	0%	0%

Table 3: Cross analysis of modes and territory

in cities. The most studied combinations of modes were road–rail and road–rail–maritime transportation. Hence, roads, studied both in unimodal and multimodal networks, appear to be the most critical mode. In particular, road transportation is the most flexible mode in terms of departure time and routing and is largely involved within with the first- and last-mile activities of intermodal transportation systems (Perboli et al., 2016).

4.1.2 Geographic extension

Figure 4 shows the distribution of the geographic extension of the networks analyzed in the selected literature. The studies principally focused on urban networks (44%) and on Smart City and City Logistics projects in particular Benjelloun et al. (2010); De Marco et al. (2014) in recent years. These works introduced new freight distribution models specifically designed for urban areas and characterized by complex interactions among the considered actors in the literature (Anand et al., 2012; Taniguchi et al., 2012). International and national networks made up lower percentages of the selected studies (24% and 32%, respectively).

The figures in Table 3 confirm the previous observation regarding the strong rela-

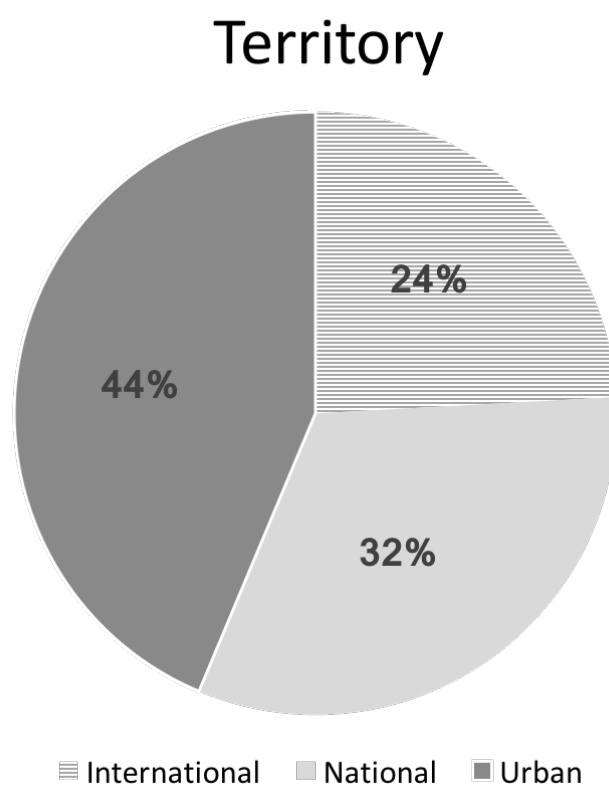


Figure 4: Distribution by geographical extension.

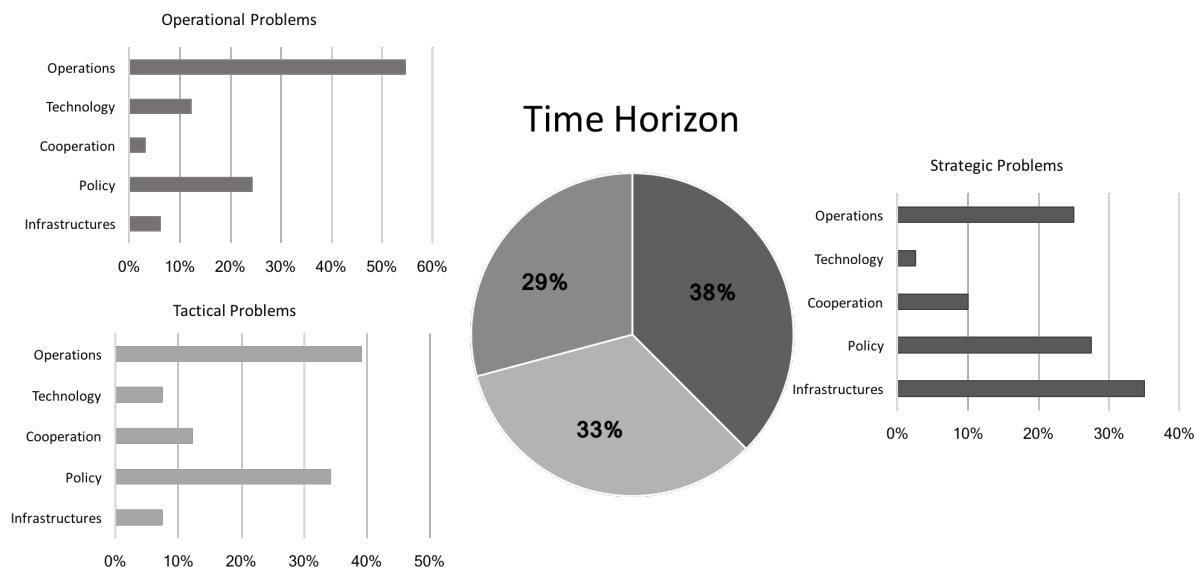


Figure 5: Distribution of decision objects according to the time horizon.

tionship between the analyzed modes and the geographic extent of the network. The studies considering unimodal road transportation constituted 79% of the urban-network literature, which was 30% of the total set of selected studies. Hence, road transportation was the dominant mode of freight distribution studied in the literature, whereas only a few works considered mode combinations (e.g., road–rail (Ambrosino and Sciomachen, 2012; Luan, 2010) and road–rail–maritime networks (Roorda et al., 2010)).

The studies at the national level usually considered multimodal or intermodal networks (75%) rather than unimodal networks (25%). The most studied networks were composed of the road–rail–maritime (Dimitriou and Stathopoulos, 2009; Dotoli et al., 2010; Fanti et al., 2012a; Liedtke and Carrillo Murillo, 2012), road–rail–inland waterways–maritime (Samimi et al., 2010; Li et al., 2015), and road–rail–inland waterways (Burgholzer et al., 2013; Macharis et al., 2011; Macharis and Pekin, 2009a) modes, with a few studies considering a unimodal road network (Arnäs et al., 2013; Dahl and Derigs, 2011; Joubert et al., 2010; Anghinolfi et al., 2011). The road–rail mode was the most analyzed network at the international level (Briano et al., 2010; Ishfaq and Sox, 2011; Sihm et al., 2010; Sirikijpanichkul et al., 2007; Zhang et al., 2008; Gromicho et al., 2011), followed by the road–rail–maritime (Holmgren et al., 2012; Miller-Hooks et al., 2012) and road–maritime (Saeed, 2013; Wang and Meng, 2011; Puettmann and Stadtler, 2010) modes.

4.2 Planning objectives

This subsection analyzes the literature from the point of view of the objective of the planning process.

4.2.1 Time horizons and decision objects

Figure 5 shows the distribution of the research efforts dedicated to simulating transportation systems according to the time horizon and decision object. Most papers addressed strategic planning (38%), whereas the remaining ones were split between tactical and operational problems (33% and 29%, respectively).

Considering the decision objects, studies addressing the planning of operations accounted for approximately 37% of the total, whereas those investigating policy and infrastructure measures covered approximately 30% and 17% of the total, respectively. Cooperation and technology were less frequently studied decision objects (approximately 10% and 7% of the total, respectively).

Operation planning problems were principally studied at the tactical and operational levels. The papers within this category addressed the following problem classes:

- Freight demand and freight flow forecasting (Comi and Nuzzolo, 2014; Joubert et al., 2010; Nuzzolo and Comi, 2014; Russo and Comi, 2012; Zhang et al., 2008);
- Evaluation of costs and performance associated with different transportation networks and alternative routing (Briano et al., 2010; Dekker et al., 2009; McLean and Biles, 2008; Sihm et al., 2010; Yang et al., 2011; Elbert and Reinhardt, 2017);
- Dynamic resource allocation for intermodal freight transportation (Wang et al., 2017);
- Improvement of service level and enhancement of operational efficiency (Anghinolfi et al., 2011; Sinha and Kumar Ganesan, 2011; Van Duin et al., 2007);
- Representation of actors and their logistics decisions (Boussier et al., 2009; Fanti et al., 2012b; Page et al., 2007; Roorda et al., 2010; Schroeder et al., 2012);
- Measurement and maximization of network resilience (Burgholzer et al., 2013; Miller-Hooks et al., 2012);
- Vehicle routing and variants (Crainic et al., 2012, 2010; Gromicho et al., 2011; Kritzingner et al., 2012; Qureshi et al., 2012); and

- Optimization of empty container allocation (Lam et al., 2007).

The papers comparing different policies, mostly at the tactical or strategic levels, dealt with:

- Evaluation of new forms of e-grocery services and City Logistics measures in e-commerce (Durand and Gonzalez-Feliu, 2012; Teo et al., 2012);
- Assessment of alternative urban freight initiatives and policies (Gonzalez-Feliu et al., 2012; Hunt and Stefan, 2007; Suksri and Raicu, 2012; Tamagawa et al., 2010; Teo et al., 2014; van Duin et al., 2012);
- Analysis of route choice strategies and routing policies (Orozco and Barceló, 2012; Uchiyama and Taniguchi, 2012, 2014);
- Assessment of policy strategies to develop intermodal services (Andersen et al., 2009; Baindur and Viegas, 2011; Caris et al., 2012b; Holmgren et al., 2012; Liedtke and Carrillo Murillo, 2012); and
- Assessment of consolidation strategies and cooperation policies (Andersen et al., 2009; Caris et al., 2012a; Luan, 2010).

Infrastructure studies were mainly undertaken at the strategic level. They included the stochastic location-routing problem (Herazo-Padilla et al., 2013a), network design (Briano et al., 2010; Dimitriou and Stathopoulos, 2009; Hillbrand and Schmid, 2011), intermodal hub-and-spoke networks (Yang et al., 2016), hub locations in urban multimodal networks (Ambrosino and Sciomachen, 2012; Ishfaq and Sox, 2011; Sirikijpanichkul et al., 2007; Van Dam et al., 2007; Vidović et al., 2011; Wanitwattanakosol and Nimsrikul, 2010), terminal locations (Macharis et al., 2011; Macharis and Pekin, 2009b), and the effect of land bridges (Wang and Meng, 2011).

A small set of papers investigated cooperation and collaboration. Horizontal cooperation was studied by Dahl and Derigs (2011); Gonzalez-Feliu et al. (2013); Gonzalez-Feliu and Salanova (2012); Liu et al. (2011), and Saeed (2013), whereas vertical collaboration between trading partners and carriers was analyzed by Chan and Zhang (2011) and Puettmann and Stadtler (2010). Caris et al. (2012a) analyzed the cooperation between inland terminals, and Wisetjindawat et al. (2014) investigated the cooperation between government agencies and logistics companies in disaster relief operations.

The effect of technology was mainly studied at the tactical and operational levels. The technologies most frequently involved were mobile communication and in-roadway sensors (Patier et al., 2014), tracking technologies (Arnäs et al., 2013), information and communication technologies (Dotoli et al., 2010; Grzybowska and Barceló, 2012; Taniguchi et al.,

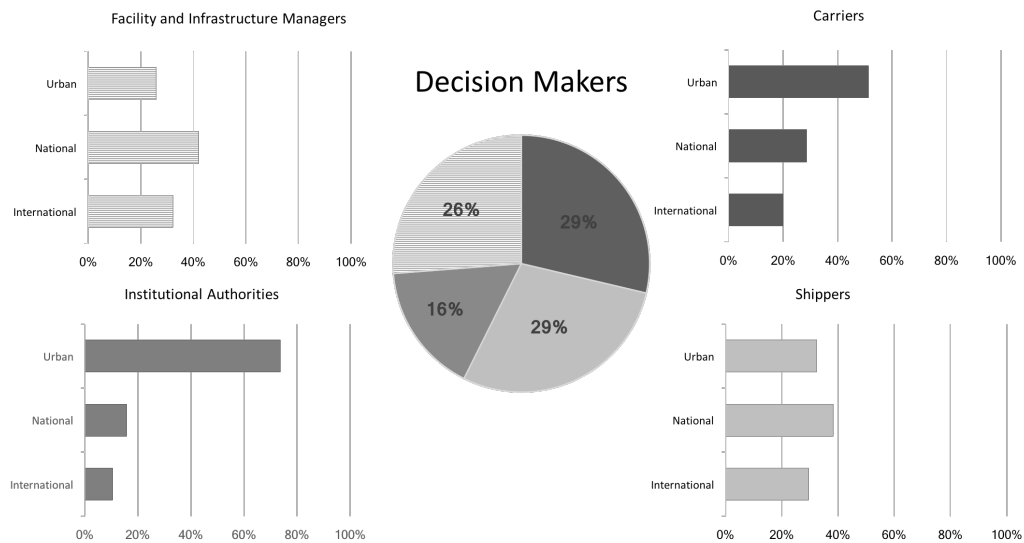


Figure 6: Distribution according to decision makers.

2007; Dotoli et al., 2016), and electric commercial vehicle fleets (Boussier et al., 2009; Feng and Figliozzi, 2012).

4.2.2 Decision makers

Figure 6 shows the distribution of papers according to the different decision makers considered. Clearly, the institutional authorities' perspective, combined with the facility and infrastructure managers' perspective, was the most analyzed (42%), with the remaining 58% being equally split between carriers and shippers.

The predominance of institutional authorities may be traced to their increasing involvement in addressing environmental and city-related issues. With respect to the former, note that following the ratification of the Kyoto Protocol, institutional authorities have introduced numerous projects since 2005 to promote more environmentally responsible freight transportation, supporting intermodal and collaborative transportation systems. Regarding the latter, a key role is played by the local governments within City Logistics and Smart Cities concepts and projects aiming to reduce negative transportation impacts and improve security and quality of life (Lindholm, 2012). This finding was evidenced by the prominence given to urban transport in studies funded under major EU framework programs, such as the comprehensive policy framework on urban transport presented in the Green Paper (Commission of the European Communities, 2007), the Action Plan on Urban Mobility (Commission of the European Communities, 2009), and the Roadmap to a Single European Transport Area in the White Paper (Directorate

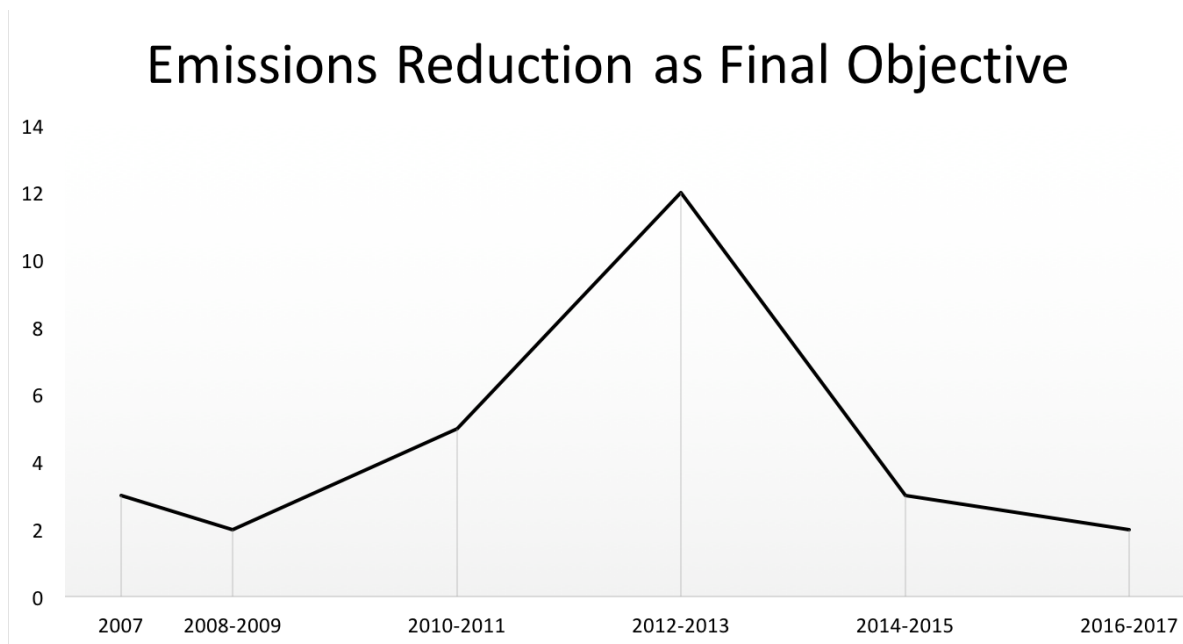


Figure 7: Trends in studies considering emission reductions

Geographic extension	International	National	Urban		
	15%	19%	67%		
Modes	RO	RA	IWW	MA	
	70%	19%	4%	7%	
Time horizons	Strategic	Tactical	Operational		
	44%	30%	26%		
Decision makers	Carrier	Shipper	Inst. Authorities	FI Managers	
	44%	19%	22%	15%	
Decision objects	Infrastructure	Policy	Cooperation	Technology	Operations
	19%	33%	4%	7%	37%

Table 4: Emission reductions in relation to the other categories

General for Mobility and Transport, 2011). Papers addressing institutional authority efforts strongly focused on the freight distribution within urban areas (about 74%). They studied the introduction of new policies (approximately 48%), the interactions within the freight transportation system, and the estimation of freight flow (approximately 24%).

Papers addressing the facility and infrastructure managers' perspectives were mainly concerned with the infrastructure and policy fields (23% and 38%) in a national context (42%). The carrier perspective was principally considered within an urban context (57%) and principally dealt with operations planning (39%) and technology (18%) issues. Finally, shippers were considered as decision makers in all three network subcategories, with the problems addressed focusing on the operations planning subcategory (35%).

4.2.3 Objectives

With respect to the simulation objectives, 49% of the papers addressed the reduction of operating costs, 23% addressed emission reductions, and 28% addressed the improvement of service performance. Focusing on emission reductions, the evolution in the number of studies considering the topic is interesting, as illustrated in Figure 7, which shows a significant increase starting in 2012-2013. Table 4 shows that emission reductions were considered when addressing urban areas (67%) and road transportation (70%). Institutional authorities and carriers appeared most often as decision makers in papers aimed at the environmental impacts of freight transportation (22% and 44%, respectively). The institutional authorities were particularly concerned with new policies (33%) and operations planning (37%) at the strategic and tactical levels.

The environment impact of freight transportation was considered in a multitude of different ways. A set of papers indirectly evaluated this impact by measuring, for example, traffic reduction (Ambrosino and Sciomachen, 2012), road usage, traveled kilometers, the fill rate of trucks, or the number of trucks needed (Arnäs et al., 2013; Durand and Gonzalez-Feliu, 2012; McLean and Biles, 2008; Nuzzolo and Comi, 2014; Muravev and Rakhmangulov, 2016). Other papers directly estimated GHG emissions; Gonzalez-Feliu and Salanova (2012) and Hrusovsky et al. (2016) considered emissions in CO₂ equivalent units, Hillbrand and Schmid (2011); Holmgren et al. (2012), and Sihm et al. (2010) measured CO₂ emissions in tons, and Tamagawa et al. (2010); Teo et al. (2012, 2014), and van Duin et al. (2012) focused on NO_x emissions.

Emissions metrics were usually mixed with other metrics. For example, Crainic et al. (2010) proposed an optimization model for the Two-Echelon Vehicle Routing Problem (2E-VRP), whose objective function aimed at reducing generalized travel costs, composed of fixed, operational, and environmental costs. In Teo et al. (2012) and Teo et al. (2014), the authors considered different performance measurements to evaluate the short-term effect of distance-based road pricing, including carrier and shipper costs; the number of trucks; the distance traveled; the number of complaints; and SPM, CO₂, and NO_x emissions. Similarly, Tamagawa et al. (2010) presented a methodology for evaluating City Logistics measures considering both economic aspects (e.g., toll revenues, transport profits of freight carriers, and transport costs of shippers) and environmental aspects (e.g., total NO_x emissions and the number of zones in which NO_x emissions exceeded the environmental limit).

4.3 Simulation method

This subsection focuses on the different aspects of the simulation methodology used, providing insights about the simulation types adopted in the literature and how the

Simulation Approach

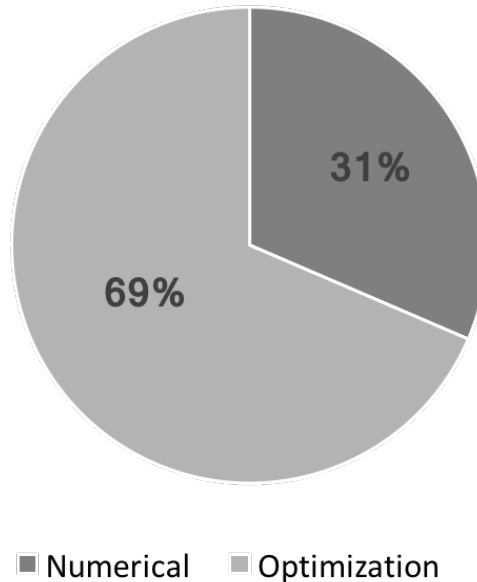


Figure 8: Distribution of the simulation methods.

simulation process is mixed with optimization models.

4.3.1 Numeric or optimization

Figure 8 presents the distribution of the studies according to the methods that they applied. Simulation combined with optimization was most frequently applied (69%), and numerical simulation accounted for the remaining 31% of the papers.

Dynamic simulation was proposed in approximately 66% of the papers. Among these, 43% focused on urban areas, 41% on national areas, and 16% on international networks.

Figure 9 shows the number of papers that applied dynamic simulation to intermodal freight transportation from 2007 to 2017. Confirming the previous result, a large portion of the total published papers studies that applied simulation to the topic of interest (dotted line) adopted dynamic simulation models (bars). Among these papers and along the considered time period (with the exception of the years 2010 and 2016), we observe more use of dynamic simulations combined with optimization models than of numerical simulations.

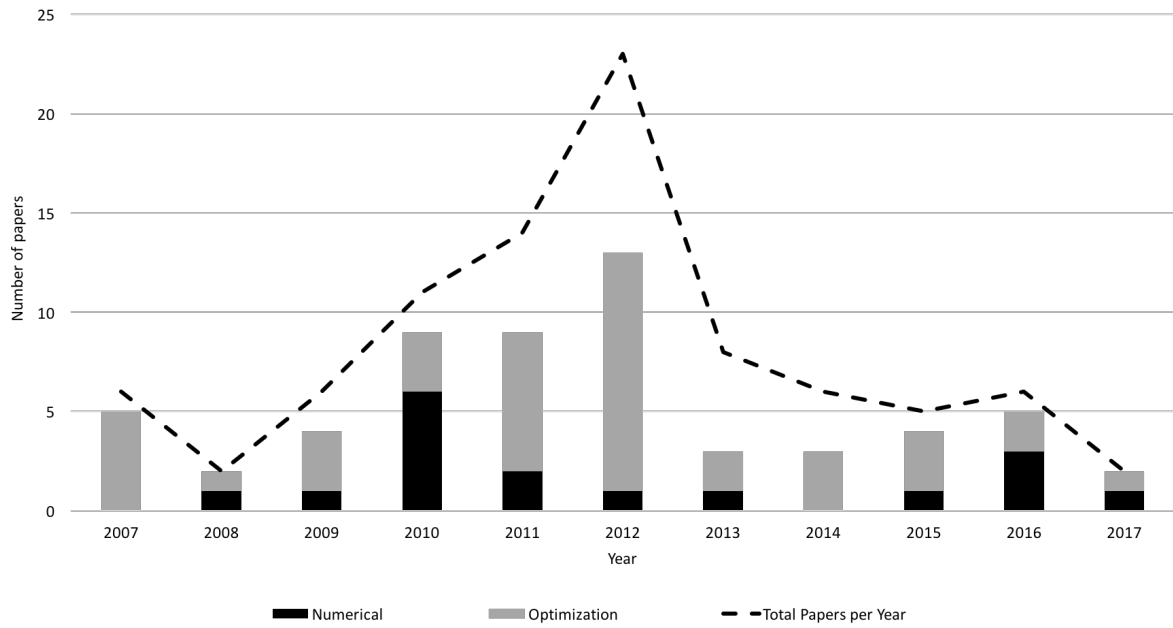


Figure 9: Composition of studies with dynamic simulation by year.

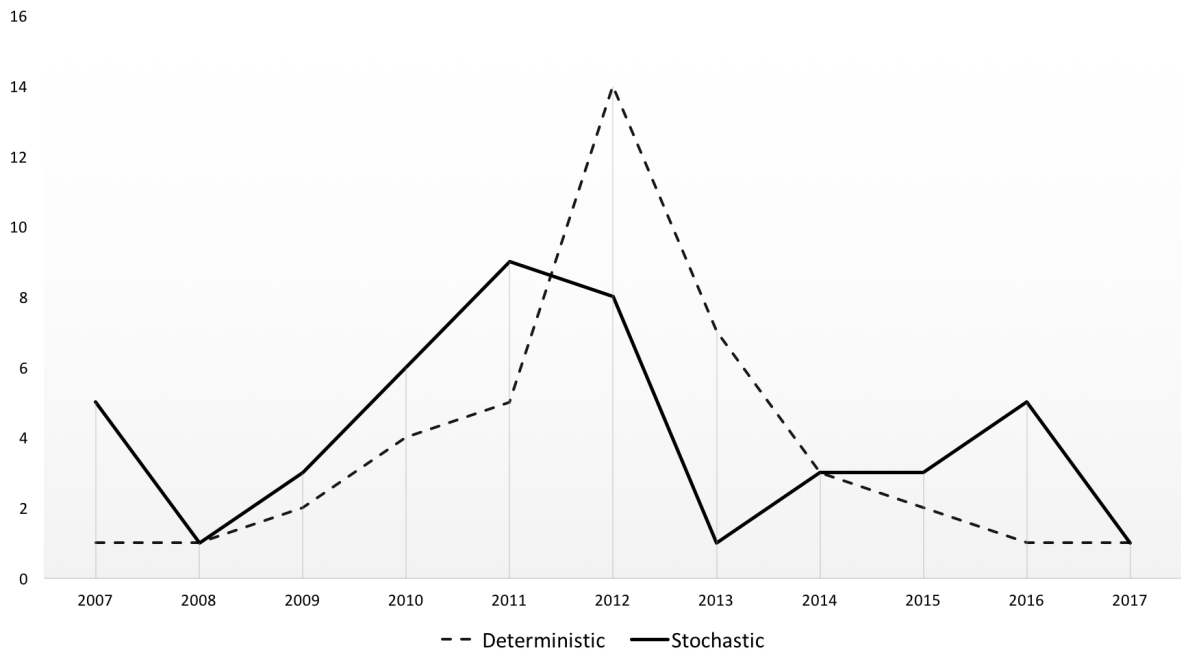


Figure 10: Number of papers with stochastic/deterministic simulations per year.

Numerical	Optimization	Deterministic	Stochastic
	Static	9%	12%
Dynamic	10%	17%	30%
			9%

Table 5: Distribution of the simulation methods

Deterministic simulation is still very present (slightly less than 50% of the studies). However, compared to *Stochastic simulation*, which widely attracted the attention of researchers during the time period, deterministic simulation has a more defined trend. In particular, the graph in Figure 10 shows an increase in the number of papers applying a deterministic approach, reaching a peak in 2012. The set of papers published during this year (e.g., Gonzalez-Feliu and Salanova (2012); Feng and Figliozzi (2012); Grzybowska and Barceló (2012); Russo and Comi (2012); Suksri and Raicu (2012); Teo et al. (2012); van Duin et al. (2012); Wisetjindawat et al. (2012)) highlighted that this peak reflected the greater attention of researchers on urban last mile logistics and City Logistics and their first attempts to face these topics by means of deterministic models. From 2012 to the present, the number of papers applying a deterministic approach has declined, whereas uncertainty and stochasticity have started to be considered more often in studies.

We complete the analysis of the simulation methods applied to intermodal freight transportation systems according to a more global vision. Table 5 presents the distribution of the literature for each simulation method resulting from the combination of the Numerical/Optimization, Static/Dynamic, and Deterministic/Stochastic approaches. The main outcome highlighted that a subset of papers (30%) adopted stochastic and dynamic simulations combined with optimization methods, whereas numerical simulations were mainly dynamic and deterministic (10%). Furthermore, the results that referred to static simulation pointed out that it was mainly applied as an experimental tool for validating new optimization models or procedures, either by reproducing a stochastic phenomenon or by generating hypothetical scenarios. For the latter, each generated scenario represented a static system because, once determined, it did not change during the execution of the procedure. Hence, the main role of the static simulation was to produce several combinations of the input data for testing the procedure under study. However, the low values indicate that very few models were validated by means of simulations, limiting their validity in some cases.

Static simulation usually created scenarios by randomly generating values either from a specific distribution, which was supposed to fit the real data, or by applying a Monte Carlo simulation. For example, Andersen et al. (2009) applied simulation during the experimental phase to observe the behavior of the proposed model and to analyze the impact of possible modifications in external and internal policies. In addition, starting from statistical data, the authors introduced a random number generator based on a uni-

form distribution to study the uncertainty about future demand that arises throughout the planning horizon. Another example comes from Yang et al. (2011), where simulation was used to represent the variability of the transit time of an intermodal route in experimental tests. Authors assumed that transit times follow a Beta distribution, which is a popular choice for modeling time distributions thanks to its versatility in defining the shape of the time distribution. Several other papers applied static simulations in similar contexts (e.g., (Anghinolfi et al., 2011; Crainic et al., 2012; Gromicho et al., 2011; Ishfaq and Sox, 2011; Kritzing et al., 2012)).

Several papers used a Monte Carlo simulation as their main tool. Tadei et al. (2014) proposed a deterministic approximation to the multi-path traveling salesman problem with stochastic travel costs and applied the Monte Carlo method for the validation of their approximation. The Monte Carlo simulation used random sampling and statistical modeling to estimate the distribution of travel times in the city of Turin. Similarly, Wang and Meng (2011) proposed a mathematical model to estimate the market share of Asian ports from a network level, considering the intermodal route choices of intermodal operators. They applied Monte Carlo simulations to estimate the port market share estimation model because of the stochastic nature of the route choice. Miller-Hooks et al. (2012) dealt with the measurement and maximization of network resilience when forecasting possible future disruptions. The authors applied a Monte Carlo simulation for the generation of disaster realizations based on assumed probability distribution functions for event occurrences and consequences. Wanitwattanakosol and Nimsrikul (2010) proposed a multiple criteria decision-making model based on a combination of a fuzzy stochastic analytic hierarchy process (AHP) and data mining techniques to select a suitable freight logistics hub. The authors employed Monte Carlo simulation to handle the uncertainty in the global AHP weights and to allow the investigation of whether the differences among the decision alternatives were statistically significant. This type of analysis provided more information for decision makers to make more precise discriminations among the competing alternatives. Finally, Martínez-López et al. (2015) presented a multi-criteria decision method to identify the most suitable motorways of the sea, with specific attention paid to the freight flows between France and Spain. Through a Monte Carlo simulation, the authors conducted a sensitivity analysis to evaluate the influence on the results of the forecast assumed, and they constructed a multi-criteria decision matrix.

A subset of static simulation papers applied game theory to understand the interplay among multiple actors. Engevall and Dahlberg (2013) applied cooperative game theory for the analysis of the cost impact on different actors (municipality and shippers) in a city distribution center system under different scenarios. Liu et al. (2011) focused on behavior analysis of the competition between separate carriers in the duopoly intermodal freight transport market. A two-stage dynamic game model with complete information on cooperative investment and price competition strategies was formulated based on game theory. Saeed (2013) applied a two-stage game to find the best form of cooperation that allowed a win-win situation for all of the actors involved. The authors considered

three freight forwarders: two truck-operating freight forwarders and one freight forwarder with its own ship. The resulting best form of cooperation was that between a large truck-operating company and the ship-operating company. According to the simulation results, this cooperation should generate larger payoffs in the form of profits not only to the members of the coalition but also to the freight forwarders.

Finally, static simulation was applied by Macharis and Pekin (2009a) to show the effects of different policy measures for the stimulation of intermodal transport in Belgium by applying a location analysis model based on a geographic information system (GIS). After the creation of a GIS network connecting the port of Antwerp, intermodal terminals, and end-consumer locations using the road, rail, and inland waterways modes, the model compared the price of intermodal transport with that of unimodal road transport.

A large subset of simulation by optimization papers considered demand models for urban freight transportation. Traditionally, demand models were developed to estimate the number of trips undertaken by people, usually back and forth between their residences and workplaces during rush hour in a city, and were based on the so-called four-step approach: 1) trip generation to determine the number of origin and destination trips in each zone; 2) trip distribution to determine the number of trips between origin-destination pairs; 3) mode choice to compute the proportion of trips between origin-destination pairs by transportation mode; and 4) the assignment step, which simulated the behavior of the system by assigning the demand for origin-destination trips, eventually by mode, to the network representation, yielding the flow traffic on the network. Applied to freight, such models involved significantly more complex modal network representations as well as the definition of commodities groups (Crainic and Florian, 2008; Crainic et al., 1990; Guélat et al., 1990).

There is, however, a rather widespread consensus in the scientific community that, for people and, even more so, for freight, the traditional models do not suitably account for the actual decision processes generating the demand for travel. More disaggregated models are therefore proposed, which is reflected in the simulation literature. Thus, Gentile and Vigo (2013) claim that traditional approaches to estimate freight demand models seem to be more suitable for regional and national planning than for the urban context due to, among other things, the somewhat arbitrary aggregation of many different economic activities into a few broad categories. The authors proposed new generation and distribution models of freight movements in urban areas disaggregated by commodity type (e.g., fresh food, dry, frozen, and hanging garments). Comi and Nuzzolo (2014) underscored the importance of considering end-consumer choices because, according to the authors, such choices undoubtedly affect freight distribution flows. Hence, they presented a modeling system to simulate urban freight flows with combined shopping and restocking demand models. The set of models involved the simulation of end-consumer choices and restocking processes related to the type of retail activities. A similar observation was made by Russo and Comi (2012). They argued that goods arrive in a city

to satisfy end consumer demands (pull movements), whereas, at the regional scale, the producer seeks to anticipate consumer demand, and the freight arrives on the market before it is required (push movements). Hence, the authors developed a framework for the simulation of goods movements at the urban scale to analyze the relationships between end consumers and other concerned decision makers (e.g., producers, wholesalers, and retailers). Gonzalez-Feliu et al. (2012) also developed a simulation framework using an interactive trip substitution module to model end consumer movements, the links between these movements and inter-establishment movements, and the integration of these flows. In a similar vein, Nuzzolo and Comi (2014) argued that the existing models of urban freight demand forecasting were mainly developed to simulate only some aspects of urban freight transport and, thus, are unable to forecast all of the numerous effects of implementing urban traffic and transportation measures. Therefore, they presented a modeling approach that focused on the relationships among city logistics measures, actors, and choice dimensions in the form of a multi-stage model considering a discrete choice approach for each decision level. Durand and Gonzalez-Feliu (2012) focused on e-grocery and applied a simulation-by-optimization approach to three scenarios related to e-grocery distribution developments to identify and analyze the effects of new forms of proximity delivery on household shopping trips.

The papers mentioned above focused on demand, estimating urban goods movements in an aggregated manner. However, there are several examples of micro-simulation models of urban goods movements representing explicit tours and individual shipments (Hunt and Stefan, 2007; Liedtke, 2009; Joubert et al., 2010; Wisetjindawat et al., 2012). Hunt and Stefan (2007) proposed a tour-based micro-simulation of individual vehicle movements combined with a network equilibrium, which considered the congestion on links. We will further discuss Liedtke (2009); Joubert et al. (2010), and Wisetjindawat et al. (2012) in the next section, because they modeled freight systems using multi-agent approaches.

A subset of papers proposed models for more extended geographical areas. Liedtke and Carrillo Murillo (2012) developed a logistics and transport market equilibrium model that, combined with a hierarchical choice model mapping the decisions of shippers/forwarders, covered the interactions between the demand for freight transport and the infrastructure supply, including potential investors in the intermodal infrastructure. The model was used to analyze the welfare effects of two policies that could promote intermodal services, that is, investment grants for terminal operators and the internalization of external costs. Zhang et al. (2008) developed a dynamic intermodal multi-product freight network simulation-assignment equilibrium model applied to a large-scale intermodal rail network. In their model, shipper decisions were disaggregated at the individual shipment level using a dynamic micro-assignment methodology in which a joint mode, path, service, and carrier choice was made. Puettmann and Stadtler (2010) tested the idea that collaboration reduces operational costs on a chain with one multimodal operator and two carriers in charge of pre-haul and end-haul drayage. In the explored collaboration

scheme, the three parties did not exchange any information and planned their own operations. However, they iteratively exchanged proposals, and the resulting costs were compared to those in the solution without coordination. The authors included stochastic demand in their scheme, which called for the adaptation of plans, because of the time lag between the departure and the arrival of orders. Vidović et al. (2011) addressed the problem of optimally locating intermodal freight terminals in Serbia. They combined a multiple-assignment p-hub-network design with simulation, which was used as a tool to estimate the intermodal transport flow volumes caused by the unreliability and unavailability of specific statistical data. The simulation was also used as a method to analyze, in quantitative terms, the time, economic, and environmental effects of different scenarios concerning the intermodal terminal development.

As discussed above, dynamic simulation was proposed in a relevant proportion of papers. Several studies applied multi-agent simulation (MAS) to urban areas. Suksri and Raicu (2012), Tamagawa et al. (2010), Taniguchi et al. (2007), Teo et al. (2012), Teo et al. (2014), and Roorda et al. (2010) presented different methodologies to evaluate City Logistics measures combining multi-agent approaches and learning models to simulate the dynamic behavior of urban stakeholders. All of them simulated the dynamic behavior of freight carriers, retailers or shippers, residents, transport planners, and local authorities. Hence, citizens and local authorities were considered as actors and decision makers who react to carriers and shippers' decisions. The citizens complained to the local authorities if the negative impact of freight transportation exceeded their tolerance limits, and the local authorities were accountable for the wellbeing of the residents. Their aim was to minimize the level of the residents' dissatisfaction as well as to decide whether they should implement new urban freight distribution measures in the areas. However, there are some examples of MAS applied to urban areas that did not consider these two types of decision makers. Schroeder et al. (2012) applied micro-simulation and agent-based approaches for transport policy analysis, but they considered only two actors, transport service providers and carriers, under different traffic conditions and policy measures. Other MAS applications to urban areas were presented by van Duin et al. (2012) and Page et al. (2007). van Duin et al. (2012) evaluated the dynamic usage of urban distribution centers, and Page et al. (2007) modeled city courier services to study alternative logistic structures from ecological, economic, and social points of view. Boussier et al. (2009) and Patier et al. (2014) applied MAS to model the management process of delivery area booking while also considering car drivers. Finally, Bakhtadze et al. (2016) introduced a systematic approach to MAS supply chain dynamic organization and the management of motor vehicle traffic in the case of a swap body for urban and interurban transportation.

Only one paper applied discrete event simulation to reproduce urban freight transportation, Ambrosino and Sciomachen (2012). In this study, the authors developed an algorithm to solve the problem of locating hubs for freight mobility in urban and sub-urban areas, and a discrete event simulation model implemented in Witness 2008 was applied to validate the solution under different operational scenarios. Finally, Uchiyama

and Taniguchi (2012) and Uchiyama and Taniguchi (2014) proposed an evolutionary game theory approach. The approach considered a route choice model considering travel time reliability and traffic impediments, including traffic accidents.

MAS models applied at the national and international levels were proposed by Baidur and Viegas (2011); Burgholzer et al. (2013); Holmgren et al. (2012); Joubert et al. (2010); Liedtke (2009); Samimi et al. (2010), and Sirikijpanichkul et al. (2007). These models investigated different issues from the previous set of MAS models. Public policy evaluations were performed by Baidur and Viegas (2011) and Holmgren et al. (2012). Baidur and Viegas (2011) presented an agent-based simulation model to understand the impacts of different policy interventions proposed by the European Commission and business strategies by intermodal operators to encourage modal shifts from road to maritime-based intermodal services on a given trade corridor. Holmgren et al. (2012) developed TAPAS, a model composed of two connected layers. One layer simulated physical activities and passive entities (e.g., vehicles, production facilities, and transportation infrastructure). The other layer simulated the decision making and interactions between the actors (e.g., the transport-chain coordinator, product buyer, transport buyer, transport planner, production planner, and customer). Similarly, Liedtke (2009) developed a commodity transport model for a multi-national context consisting of a micro-behavior simulation with an agent-based approach to assess the effects of behavior-oriented transport policy measures while considering complex logistics reaction patterns. Burgholzer et al. (2013) analyzed the impact of disruptions in intermodal transport networks by developing a micro-simulation-based model. Samimi et al. (2010) proposed an activity-based framework of freight demand modeling in which an individual firm or a group of firms with similar characteristics is the main actor. Finally, Joubert et al. (2010) used an agent-based approach to generate commercial activity chains to understand the effect that the inclusion of commercial vehicles has on private cars.

More DES models were proposed for national and international settings than for cities, in particular, by Arnäs et al. (2013); Caris et al. (2012b,a); Dekker et al. (2009); Dotoli et al. (2010); Fanti et al. (2012b); Hillbrand and Schmid (2011); Lam et al. (2007); Macharis et al. (2011); McLean and Biles (2008); Meng and Wang (2011); Sihn et al. (2010); Sinha and Kumar Ganesan (2011), and Di Febbraro et al. (2016). The simulations in these papers aimed to reproduce a process and the movements of orders through the physical network rather than the dynamic behavior of the decision makers. Thus, Arnäs et al. (2013) reproduced the shipment process to analyze how in-transit services offered to customers may constitute a platform for hybrid shipment control. Caris et al. (2012b) introduced a DES model, named SIMBA, aimed to support decision making in intermodal barge waterway transport, and they used the model to analyze the behavior of the system under various network configurations. Applications of SIMBA were reported by Caris et al. (2012a) for the evaluation of the potential of cooperation mechanisms previously selected by a service network design model in a corridor network as well as by Macharis et al. (2011) for the analysis of the impact of a new intermodal

barge terminal on the Belgian waterways network. McLean and Biles (2008) presented a DES model of a container liner (maritime) shipping network considering multiple service routes and schedules. Reproducing shipping activities, container ship operations, and intermodal container movements, the model aimed to evaluate the operational costs and performance associated with liner shipping as well as the effect of the individual service schedules on the overall system. Focusing on the same segment of the industry, Meng and Wang (2011) proposed a DES model to assist in decision making for container carriers and port operators in a competitive context. Implemented in ARENA, the model yields predicted container shipment demand for each carrier and throughput for each port. Dotoli et al. (2010) focused on motor carriers and presented the timed Petri net modeling technique to describe their operations and the movements of trucks within an intermodal transportation system. The model structure was modular with a top-down approach. Each module reproduced a subsystem of the network: truck terminals, highways, railways, ports, and ships. The model was applied to evaluate the effect of the introducing a new Information and Communication Technology (ICT).

Dekker et al. (2009) simulated a company's supply chain with a DES model from the (stochastic) order generation process to the production and distribution processes to test the use of temporary storage offered by intermodal transshipment points for the positioning of stocks of fast-moving consumer goods. Additionally, taking a logistics-network perspective, Hillbrand and Schmid (2011) and Sihm et al. (2010) designed a DES simulation and evaluation model to evaluate multimodal logistics concepts (e.g., point-to-point transportation, consolidation terminals, and milk runs) by combining individual logistics building blocks (e.g., a factory, a transshipment center, etc.). Luan (2010) presented a system-dynamic and continuous simulation model to analyze the advantages of freight consolidation. The analysis showed that freight consolidation tended to increase the capacity utilization of a single vehicle, the vehicle loading ratio, and the freight profit. Note that this study included the only example of a model based on the system-dynamic approach.

DES models were also proposed as components of more comprehensive solution methods. Thus, Lam et al. (2007) proposed a linear approximation method under the temporal difference learning framework to address a stochastic model for a simple two-ports two-voyages system. The algorithm required a discrete event simulation model for updating the predicted parameters and average cost. Herazo-Padilla et al. (2013b) presented a similar approach considering the stochastic version of the location-routing problem. A hybrid solution procedure based on ant colony optimization and a discrete-event simulation was proposed. Fanti et al. (2012b) inserted a DES model in a decision-support system for tactical and operational decision making within intermodal transportation networks. The DES model mimed the system and applied the optimization strategies proposed by the optimization module. The model also provided performance measures. Similarly, Sinha and Kumar Ganesan (2011) considered a typical container business operation problem and deployed a simulation optimization technique to analyze several

opportunities to improve the overall system performance. The DES model therein measured the performance of the optimization technique based on different KPIs, including fleet size, unmet demand, service level, and utilization.

4.3.2 Simulation-optimization relationship

Simulation with optimization-based iterations (SOI) was the approach used by the largest (40%) group of studies considered in this analysis. Recall that, in the SOI approach, the optimization procedures run within a simulation framework. Accordingly, Macharis et al. (2011) evaluated different policy measures to stimulate intermodal transport in Belgium with a GIS-based simulation model, which applied Dijkstra's algorithm to compute the shortest paths and associated transport costs from the port of Antwerp to Belgian municipalities via intermodal terminals. Wisetjindawat et al. (2014) developed an evaluation model for relief operations in response to the three most likely earthquake scenarios to affect the Aichi prefecture. The framework included four steps: initial assumptions, estimation of the level of damage, estimation of the number of victims, and delivery of relief supplies. A Vehicle Routing Problem (VRP) was applied within the last step to estimate the optimal level of resources (e.g., the number of drivers, number of trucks, and expected fuel consumption) to dedicate to the operation. Another example was proposed by Teo et al. (2014), in which an agent-based model included an exact solution method to solve the vehicle routing problem of the carriers' delivery jobs. The model was used to evaluate the short-term effect of distance-based road pricing on the major stakeholders, including carriers, shippers, administrators, and customers. Approximately 50% of the SOI approaches were applied within a multi-agent framework to simulate the actors' behavior (Baindur and Viegas, 2011; Burgholzer et al., 2013; Liedtke, 2009; Page et al., 2007; Patier et al., 2014; Roorda et al., 2010; Samimi et al., 2010; Schroeder et al., 2012; Suksri and Raicu, 2012; Taniguchi et al., 2007; Teo et al., 2012, 2014; van Duin et al., 2012).

The *sequential simulation-optimization* approach was considered in 22% of the papers (Ambrosino and Sciomachen, 2012; Anghinolfi et al., 2011; Caris et al., 2012a; Crainic et al., 2012; Feng and Figliozzi, 2012; Gromicho et al., 2011; Herazo-Padilla et al., 2013a; Ishfaq and Sox, 2011; Kritzingner et al., 2012; Macharis et al., 2011; Miller-Hooks et al., 2012; Qureshi et al., 2012; Tadei et al., 2014; Vidović et al., 2011; Wanitwattanakosol and Nimsrikul, 2010; Yang et al., 2011; Zhang et al., 2008; Hrusovsky et al., 2016). Ambrosino and Sciomachen (2012) illustrates this class of approaches. The authors considered the problem of locating hubs for freight mobility in urban and suburban areas, with an application to the freight multimodal network of the city of Genoa. The solution was validated using a discrete event simulation model. The model analyzed the freight flows in the city under different operational scenarios with and without the selected platforms. A second illustration is the work of Miller-Hooks et al. (2012), which formulated the problem of measuring the network resilience level and determining the optimal set of preparedness

and recovery actions by developing a two-stage stochastic program. Monte Carlo simulation was employed to generate the disaster realizations. The integer L-shaped method was then applied.

A set of papers adopted *alternate simulation-optimization* techniques to analyze several opportunities and improve overall system performance (Fanti et al., 2012b; Grzybowska and Barceló, 2012; Orozco and Barceló, 2012; Sinha and Kumar Ganesan, 2011; Tamagawa et al., 2010; Lam et al., 2007; Sirikijpanichkul et al., 2007). These approaches, also identified as hybrid approaches because of the complementarity of the two models, integrate a feedback loop between the optimization and simulation models, the former selecting a set of candidate variables based on the output of the latter. For example, Fanti et al. (2012b) described an optimization model connected by a web service to a simulation module (implemented in ARENA). The mechanism was as follows: the optimization algorithms proposed solutions that were sent to the simulation module, which applied the proposed solutions, matching them to the current state of the system. The simulation outputs thus evaluated the effects of the proposed solutions on the system, and they were then sent back to the optimization model. Finally, the optimization model evaluated the system performance and provided a new set of candidate variables to the simulation model until the simulation outputs led to a satisfactory system performance. The set of candidate variables was selected at this point. This approach is highly interesting because it allows an automatic re-planning of values proposed by the optimization model. Furthermore, the simulation model here has two important objectives: the forecasting of system performance and the improvement of the optimization model solution. A similar approach was proposed by Sinha and Kumar Ganesan (2011). The model in this study aimed to manage container business operations with heterogeneous customer demand and service priorities under an uncertain environment. The problem was based on an optimization model where the objective function was estimated using a function of the stochastic simulation output. The optimization engine selected a set of values that were used as inputs to the simulation model. The optimization model selected the next trial solution based on the KPIs computed by the simulation until the predefined satisfaction criteria was achieved or a desired level of improved output was obtained. As in the previous case, this simulation model was based on a discrete-event simulation technique to evaluate the system performance in terms of increased profit and demand fulfillment rate under various scenarios. Sirikijpanichkul et al. (2007) developed a model for the evaluation of road-rail intermodal freight hub location decisions. The modeling process began with an analysis of potential hub location sites using a set-covering problem. The result was a set of scenarios of the candidate hub locations. The screened options were then transmitted to the land-use allocation and transport network model as input data. Next, the hub and network outputs of each option were calculated. These output data were then fed into individual stakeholders' objective functions in the multi-objective evaluation model. The model determined if the solution was mutually satisfactory for every player by considering the results of every individual objective function. If so, the location choices became the outcome; otherwise, feedback was provided to re-select a new

set of screened hub location options. The process was iteratively repeated until the final solution was achieved.

Finally, 30% of the papers applied *simulation* without any optimization procedure (Arnäs et al., 2013; Boussier et al., 2009; Briano et al., 2010; Caris et al., 2012b; Chan and Zhang, 2011; Comi and Nuzzolo, 2014; Dotoli et al., 2010; Durand and Gonzalez-Feliu, 2012; Gentile and Vigo, 2013; Gonzalez-Feliu et al., 2012; Hillbrand and Schmid, 2011; Holmgren et al., 2012; Hunt and Stefan, 2007; Joubert et al., 2010; Luan, 2010; McLean and Biles, 2008; Nuzzolo et al., 2012; Nuzzolo and Comi, 2014; Saeed, 2013; Sihm et al., 2010; Wang and Meng, 2011; Wisetjindawat et al., 2012). One-third of these papers dealt with freight demand models for estimating urban freight transport flows. They applied *simulation by optimization* to estimate the different O–D matrices (e.g., shopping mobility O–D matrices, restocking quantity O–D matrices, delivery O–D matrices, and restocking vehicle O–D matrices). The remaining two-thirds proposed simulation models to evaluate the effects of policy measures on the performance of the transport network (34%), compare several logistics organizations and service schedules (40%), evaluate the effects of new technologies (13%), and compare different network designs (13%). These papers applied DES in 46% of the cases and *simulation by optimization* in 34%.

4.4 Scope

We complete the literature analysis with the simulation object and objectives.

4.4.1 Simulated object

Figure 11 presents the objects simulated in the selected literature and the corresponding distribution of papers. Simulation is usually applied to reproduce the *behaviors and interactions* between actors (47%). Approximately 22% of the studies used simulation to forecast *flows* and 25% to reproduce *scenarios*. Only 6% of the studies applied simulation to represent an *event*.

Behaviors and interactions were mainly simulated by *dynamic simulation* (84%) applying MAS (47%), DES (28%), and game theory (6%). Furthermore, behaviors and interactions were modeled by applying optimization with the assumption that each actor was rational and acted according to his objective. Hence, the majority of these papers (50%) applied an SOI combination where the optimization methods were included in the simulation frameworks.

From the geographic extension point of view, 48% of the studies in this group were concerned with urban areas, whereas the remaining 52% was split between national

Simulated Objects

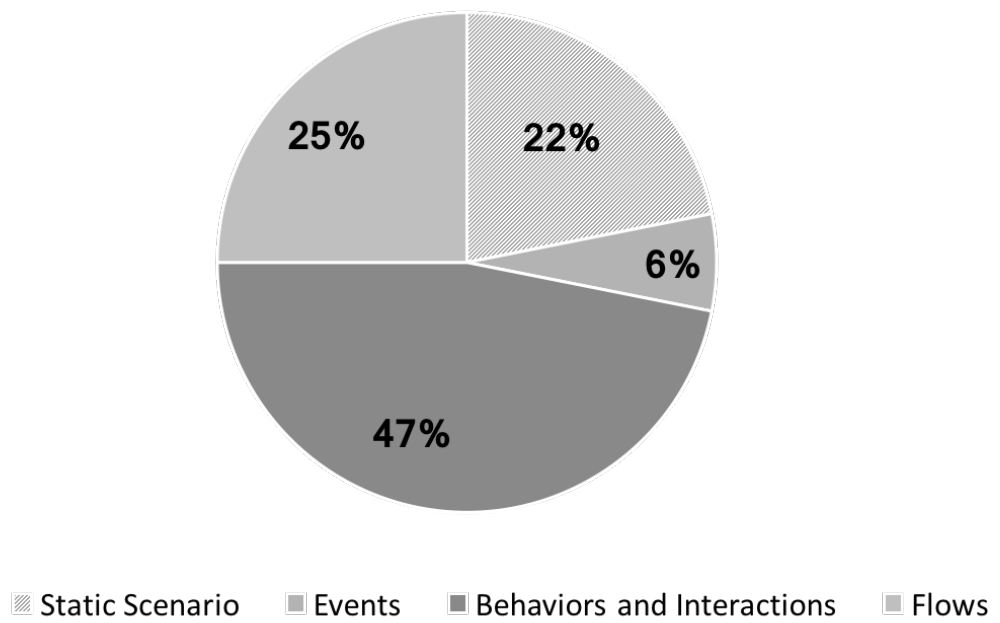


Figure 11: Distribution of papers according to the objects simulated.

and international geographic coverage (33% and 20%, respectively). Focusing on the decision makers, institutional authorities were those that principally studied behaviors and interactions (44%), followed by carriers (31%) and shippers (25%). Finally, behaviors and interactions were principally considered when evaluating policies (47%), logistics services (30%), the building of infrastructure (19%), and cooperation mechanisms (19%).

Flows were usually estimated by *simulation by optimization* (72%), whereas DES was used in only 28% of papers. Simulation was also usually applied alone to forecast the flows. All user equilibrium models are included in this category. From the geographic extension point of view, 61% of the papers estimating flows were concerned with urban areas, 33% considered the national level, and 6% had an international geographic range. Focusing on decision makers, institutional authorities were the most interested in flow forecasting (68%), followed by carriers (28%) and shippers (11%). Finally, flows were principally forecasted when evaluating logistics services (40%), policies (20%), and infrastructure building (18%).

With respect to the simulation of a static scenario, the simulation represented the framework of optimization methods when various policies were applied. Hence, the optimization procedure was run once the scenario was set up. This was a typical SSO combination, which occurred in 50% of the papers simulating static scenarios. The SOI approach was applied in 17% of the cases.

Only a few papers applied simulation to reproduce complex micro-events. For example, Andersen et al. (2009) used it to represent more accidental demand, and Orozco and Barceló (2012) randomly generated different events (e.g., new customer calls) during the simulation. Qureshi et al. (2012) presented a micro-simulation-based evaluation of an exact solution approach for the vehicle routing problem. The simulation reproduced the traffic network under normal conditions and conditions in which a stochastic traffic incident event occurs, thereby changing the travel times. A stochastic event was considered when simulating freight distribution services (80%), and it was reproduced applying a DES and distribution approach.

4.5 Simulation objectives

Figure 12 shows that most studies used simulation to compare two or more alternatives. Furthermore, 42% of the papers proposing *what-if analysis* investigated the behavior and interactions between several actors in the system. The what-if analysis was performed using the SOI (48%) and SIM (43%) approaches.

In addition, 28% of the studies applied simulation to *validate* an optimization model, an approach, or a solution. This validation was generally performed with the SSO approach (about 53%). The simulation reproduced the scenarios, evaluating alternatives

Simulation Objectives

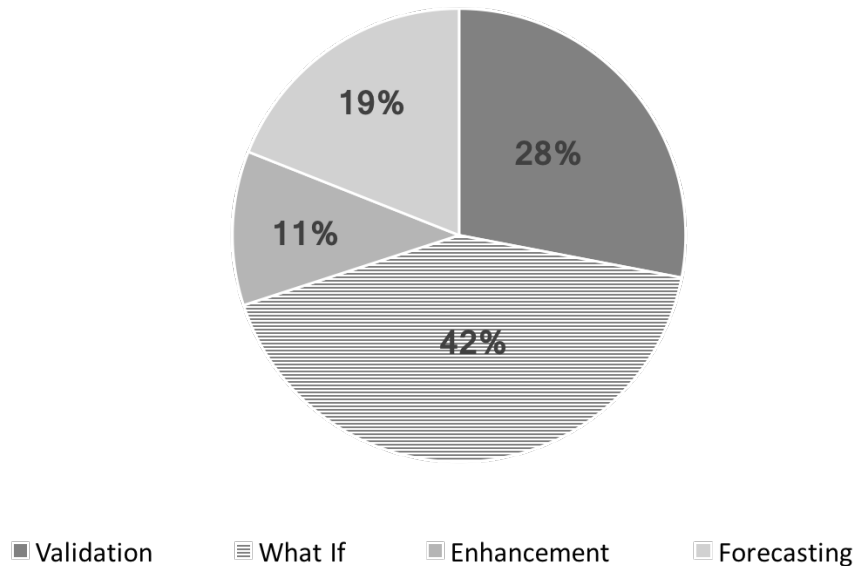


Figure 12: Distribution of the simulation objectives.

to demonstrate the efficiency and applicability of the proposed optimization model.

Approximately 19% of the studies applied simulation to *forecast* the future behavior of an existing system. This category included all freight demand models.

Finally, approximately 11% of the studies applied simulation to *enhance* a solution proposed by optimization models. The approach used to improve the solutions was the ASO approach. The feedback loop between the two models allowed the improvement of the solutions according to the simulation outputs.

5 General Trends and Research Directions

This analysis included a large set of papers published in scientific journals and conferences within different disciplines. This is a confirmation of the multidisciplinary nature of applications to freight transportation, involving computer science, mathematics, transportation engineering, management science, and economics. However, a concentration of the papers was published in *Procedia - Social and Behavioral Sciences*. The proceedings of highly important international and European conferences on transportation (City Logistics Conference and EWGT) are, in fact, published in this journal, thereby making

it the reference journal for simulation applications to intermodal freight transportation. Conference papers are the main means of dissemination for the actual projects. This dichotomy and the high importance placed on regular papers disregard applications and might push young researchers to prefer theoretical papers to projects to support their careers.

The taxonomy proved its worth by providing a rich framework to analyze this literature. An important result of the analysis is the focus of studies on intermodal networks even though the majority of the papers focused on a specific aspect of the intermodal transportation system that involved just one mode. The most recent papers considered unimodal networks due to the increasing focus on urban areas, where the main, and less optimized, mode used was road transportation. All papers proposing new policies and solutions for freight distribution within cities considered trucks or trucks and electric vans only. Hence, intermodality appears to be very successful for interurban, national, and international networks, whereas, in urban areas, freight distribution seems for now to be mainly realized by unimodal road transportation with an interaction with the surrounding intermodal transportation.

Researchers have increasingly studied the urban context as well as the environment, with most analyses having the reduction of GHG emissions as the final objective. Environmental aspects were mainly considered in urban areas generally or indirectly by means of generalized costs (e.g., measuring traffic reduction, road occupancy, and traveled kilometers in CO_2 equivalent units). Only a few papers directly estimated GHG emissions by measuring CO_2 or NO_x emissions in tons. Furthermore, very few papers proposing a multi-criteria approach considered different metrics for the comparison of potential alternatives. It would be interesting to integrate simulation and multi-criteria analysis because of the multi-criteria nature of the urban intermodal transportation system.

An interesting result is the role of institutional authorities as decision makers. They appear to be very active and interested in the improvement of freight distribution within urban areas, particularly by reducing the environmental impact. This finding may be a consequence of the direct involvement of the public sector in smart city and city logistics projects. This result would also explain the fact that their studies insist on an operational perspective and lack an evaluation of the policy impacts on the overall system over a long time horizon and qualitative insights into the possible reactions of the system to a new policy or decision. No significant presence of the public authorities as decision makers was observed in the national context.

From a modeling point of view, *dynamic simulation* is the most frequently applied. This type of simulation is particularly used to reproduce both the behavior of several entities and the dynamism and interaction between them. An increasing number of studies have proposed multi-agent simulations in which optimization models are applied to reproduce the behavior of agents. We also found several examples of network optimiza-

tion models within *simulation by optimization*. Traditionally, these models enable the prediction of multi-commodity flows over a multimodal network representing transportation facilities at a level of detail appropriate for a nation or region. More recently, these methods focused on predicting urban goods movements, simulating freight tours within urban and metropolitan areas, and combining urban passenger and commodity flows.

Another interesting outcome is related to the choice of simulation tools according to the scope of the analysis conducted in the study. In particular, we observed that when the purpose of a study was the design of a system and the interactions between the actors involved, the most used instruments were dynamic agent-based models and discrete event simulations. On the other hand, given a defined system and interactions, if the scope was to forecast parameters (i.e., the demand of the system), the simulation by optimization approach was the most appropriate. Finally, given the previous levels, static simulations by means of Monte Carlo or similar methods were used to validate policies and behavioral aspects, whereas what-if analysis was preferred when there was a smaller number of scenarios to evaluate. In general, few studies deal with policy-making processes. These data, linked with the massive presence of deterministic optimization models (see Table 5), show how the scientific community is not directly involved in the decision process. This fact is a major threat in designing sustainable and factual policies for freight transportation. The reason is the split between policy makers, bringing political endorsements, and the research community, which has the technical expertise and the quantitative tools but is substantially unable to exploit them. Moreover, a complete lack of a managerial perspective and of links between the business and operational models emerges, which is probably caused by the presence of a large community of researchers from the field of transportation and operations research, who usually disregard the business model issues. Thus, we highlight the development of a more comprehensive methodology able to capture the link between the two issues as a possible direction for future research. This methodology might also help in integrating the policy-making process in the problems studied. Notice that many projects funded by national and European authorities end with a funding scheme. At the same time, almost no business development process is introduced. Thus, further encouragement for quantitative and qualitative researchers to “speak” a common language is in order. The first attempt took the form of the GUEST Methodology, which is a business framework for researchers used to develop their ideas into business and managerial applications, by moving the projects to real sustainability (Perboli and Gentile, 2015a).

Acknowledgments

Partial funding was provided by the Italian University and Research Ministry to the URBeLOG project under its Smart Cities and Communities program, and by the Natural Sciences and Engineering Council of Canada (NSERC) through its Discovery Grant pro-

gram. We gratefully acknowledge the support of Fonds de recherche du Québec through their infrastructure grants. The authors want to thank Dr. Francesca Perfetti for her contribution to a previous version of this paper.

References

- Ambrosino, D. and Sciomachen, A. (2012). Hub locations in urban multimodal networks. *European Transport - Trasporti Europei*, 51.
- Anand, N., Quak, H., van Duin, R., and Tavasszy, L. (2012). City logistics modeling efforts: Trends and gaps-a review. *Procedia-Social and Behavioral Sciences*, 39:101–115.
- Andersen, J., Crainic, T. G., and Christiansen, M. (2009). Service network design with management and coordination of multiple fleets. *European Journal of Operational Research*, 193(2):377–389.
- Anghinolfi, D., Paolucci, M., Sacone, S., and Siri, S. (2011). Freight transportation in railway networks with automated terminals: A mathematical model and MIP heuristic approaches. *European Journal of Operational Research*, 214(3):588–594.
- Arnäs, P. O., Holmström, J., and Kalantari, J. (2013). In-transit services and hybrid shipment control: The use of smart goods in transportation networks. *Transportation Research Part C: Emerging Technologies*, 36:231–244.
- Australian Research Council (2012). Excellence in research for australia (era) 2012 national report. Technical report, Australian Government.
- Bailey, K. (1994). Typologies and taxonomies: An introduction to classification techniques. *London: Sage Publications. Quantitative Applications in the Social Sciences*.
- Bailey, K. (2005). Typology construction: Methods and issues. In *Encyclopedia of Social Measurement*. Elsevier.
- Baindur, D. and Viegas, J. (2011). An agent based model concept for assessing modal share in inter-regional freight transport markets. *Journal of Transport Geography*, 19(6):1093–1105.
- Bakhtadze, N. N., Karsaev, O. V., Smirnova, G. S., Sabitov, R. A., Morozov, B. M., and Elizarova, N. U. (2016). Multi-agent simulation of swap bodies application in manufacturing supply chain. *IFAC Paper On Line*, 49(12):1245–1250.
- Bektaş, T. and Crainic, T. G. (2008). A Brief Overview of Intermodal Transportation. In Taylor, G.D., editor, *Logistics Engineering Handbook*, chapter 28, pages 1–16. Taylor and Francis Group, Boca Raton, FL, USA.

- Benjelloun, A., Crainic, T. G., and Bigras, Y. (2010). Towards a taxonomy of city logistics projects. *Procedia - Social and Behavioral Sciences*, 2(3):6217 – 6228.
- Bierwirth, C. and Meisel, F. (2010). A survey of berth allocation and quay crane scheduling problems in container terminals. *European Journal of Operational Research*, 202(3):615–627.
- Boussier, J.-M., Cucu, T., Luminita, I., Pascal, E., Dominique, B., et al. (2009). Goods distribution with electric vans in cities: towards an agent-based simulation. *World Electric Vehicle Journal*, 3.
- Briano, E., Caballini, C., Mosca, R., and Revetria, R. (2010). Using logistic redesigner (lo.r.d.) software for designing and simulating a steel supply chain. *WSEAS Transactions on Systems*, 9(2):125–135.
- Burgholzer, W., Bauer, G., Posset, M., and Jammerneegg, W. (2013). Analysing the impact of disruptions in intermodal transport networks: A micro simulation-based model. *Decision Support Systems*, 54(4):1580–1586.
- Caris, A., Macharis, C., and Janssens, G. (2008). Planning problems in intermodal freight transport: Accomplishments and prospects. *Transportation Planning and Technology*, 31(3):277–302.
- Caris, A., Macharis, C., and Janssens, G. (2012a). Corridor network design in hinterland transportation systems. *Flexible Services and Manufacturing Journal*, 24(3):294–319.
- Caris, A., Macharis, C., and Janssens, G. (2012b). A simulation methodology for the analysis of bundling networks in intermodal barge transport. In Janssens, G., Macharis, C., and Sorensen, K., editors, *Simulation and Modelling in Supply Chains and Logistics*. Cambridge Scholars.
- Caris, A., Macharis, C., and Janssens, G. (2013). Decision support in intermodal transport: A new research agenda. *Computers in Industry*, 64(2):105–112.
- Chan, F. T. and Zhang, T. (2011). The impact of collaborative transportation management on supply chain performance: A simulation approach. *Expert Systems with Applications*, 38(3):2319–2329.
- Comi, A. and Nuzzolo, A. (2014). Simulating urban freight flows with combined shopping and restocking demand models. *Procedia-Social and Behavioral Sciences*, 125:49–61.
- Commission of the European Communities (2007). Towards a new culture for urban mobility. Technical report, the Green Paper on urban mobility.
- Commission of the European Communities (2009). Communication from the commission to the European parliament, the council, the European economic and social committee and the committee of the regions. Technical report, European Commission, Brussels.

- Crainic, T. G. and Florian, M. (2008). National planning models and instruments. *INFOR: Information Systems and Operational Research*, 46(4):299–308.
- Crainic, T. G., Florian, M., Guélat, J., and Spiess, H. (1990). Strategic planning of freight transportation: STAN, an interactive-graphic system. *Transportation Research Record*, 1283:97–124.
- Crainic, T. G., Florian, M., and Larin, D. (1994). STAN: New Developments. In Al S. Khade and R. Brown, editors, *Proceedings of the 23rd Annual Meeting of the Western Decision Sciences Institute*, pages 493–498. School of Business Administration, California State University, Stanislaus, CA.
- Crainic, T. G. and Kim, K. (2007). Intermodal Transportation. In Barnhart, C. and Laporte, G., editors, *Transportation*, volume 14 of *Handbooks in Operations Research and Management Science*, chapter 8, pages 467–537. North-Holland, Amsterdam.
- Crainic, T. G. and Laporte, G. (1997). Planning models for freight transportation. *European Journal of Operational Research*, 97(3):409–438.
- Crainic, T. G., Mancini, S., Perboli, G., and Tadei, R. (2012). Impact of generalized travel costs on satellite location in the two-echelon vehicle routing problem. *Procedia-Social and Behavioral Sciences*, 39:195–204.
- Crainic, T. G., Perboli, G., Mancini, S., and Tadei, R. (2010). Two-echelon vehicle routing problem: a satellite location analysis. *Procedia-Social and Behavioral Sciences*, 2(3):5944–5955.
- Dahl, S. and Derigs, U. (2011). Cooperative planning in express carrier networks – an empirical study on the effectiveness of a real-time decision support system. *Decision Support Systems*, 51(3):620–626.
- De Marco, A., Perboli, G., Perfetti, F., and Marone, M. (2014). A new taxonomy of smart city projects. *Transportation Research Procedia*. Proceeding.
- Dekker, R., van Asperen, E., Ochtman, G., and Kusters, W. (2009). Floating stocks in FMCG supply chains: Using intermodal transport to facilitate advance deployment. *International Journal of Physical Distribution and Logistics Management*, 39(8):632–648.
- Di Febbraro, A., Sacco, N., and Saeednia, M. (2016). An agent-based framework for cooperative planning of intermodal freight transport chains. *Transportation Research Part C: Emerging Technologies*, 64:72–85.
- Dimitriou, L. and Stathopoulos, A. (2009). Optimal co-evolutionary strategies for the competitive maritime network design problem. In *Applications of Evolutionary Computing*, pages 818–827. Springer.

- Directorate General for Mobility and Transport (2011). Roadmap to a single European transport area – towards a competitive and resource efficient transport system. Technical report, European Commission.
- Dotoli, M., Epicoco, N., Falagario, M., and Cavone, G. (2016). A timed petri nets model for performance evaluation of intermodal freight transport terminals. *IEEE Transactions on Automation Science and Engineering*, 13(2):842–857.
- Dotoli, M., Fanti, M. P., Mangini, A. M., Stecco, G., and Ukovich, W. (2010). The impact of ict on intermodal transportation systems: A modelling approach by petri nets. *Control Engineering Practice*, 18(8):893–903.
- Durand, B. and Gonzalez-Feliu, J. (2012). Impacts of proximity deliveries on e-grocery trips. *Supply Chain Forum: An International Journal*, 13(1):10–19.
- Elbert, R. and Reinhardt, D. (2017). Increasing capacity utilization of shuttle trains in intermodal transport by investing in transshipment technologies for non-cranable semi-trailers. In *Winter Simulation Conference 2016. Arlington, Virginia, USA, December, 11-14, 2016*. IEEEExplore.
- Engevall, E. and Dahlberg, J. (2013). The city distribution center cost allocation problem with the municipality as a player. In *CITY LOGISTICS, VIII*.
- Fanti, M., Iacobellis, G., Georgoulas, G., Stylios, C., and Ukovich, W. (2012a). A decision support system for intermodal transportation networks management. In *24th European Modeling and Simulation Symposium, EMSS 2012*, pages 150–155.
- Fanti, M., Iacobellis, G., Georgoulas, G., Stylios, C., and Ukovich, W. (2012b). A decision support system for intermodal transportation networks management. In *24th European Modeling and Simulation Symposium, EMSS 2012*, pages 150–155.
- Feng, W. and Figliozzi, M. A. (2012). Conventional vs electric commercial vehicle fleets: A case study of economic and technological factors affecting the competitiveness of electric commercial vehicles in the usa. *Procedia-Social and Behavioral Sciences*, 39:702–711.
- Figueira, G. and Almada-Lobo, B. (2014). Hybrid simulation–optimization methods: A taxonomy and discussion. *Simulation Modelling Practice and Theory*.
- Gambardella, L. M. and Rizzoli, A. E. (2000). The role of simulation and optimisation in intermodal container terminals. In *12th European Simulation Symposium and Exhibition (ESS 2000), Hamburg, Germany, The Society of Computer Simulation International*.
- Gentile, G. and Vigo, D. (2013). Movement generation and trip distribution for freight demand modelling applied to city logistics. *European Transport Trasporti Europei*, 54:1–27.

- Gonzalez-Feliu, J., Ambrosini, C., Pluvinet, P., Toilier, F., and Routhier, J.-L. (2012). A simulation framework for evaluating the impacts of urban goods transport in terms of road occupancy. *Journal of Computational Science*, 3(4):206–215.
- Gonzalez-Feliu, J., Morana, J., Grau Salanova, J.-M., and Ma, T.-Y. (2013). Design and scenario assessment for collaborative logistics and freight transport systems. *International Journal of Transport Economics*, pages 207–240.
- Gonzalez-Feliu, J. and Salanova, J.-M. (2012). Defining and evaluating collaborative urban freight transportation systems. *Procedia-Social and Behavioral Sciences*, 39:172–183.
- Gromicho, J. b., Oudshoorn, E., and Post, G. (2011). Generating price-effective inter-modal routes. *Statistica Neerlandica*, 65(4):432–445.
- Grzybowska, H. and Barceló, J. (2012). Decision support system for real-time urban freight management. *Procedia-Social and Behavioral Sciences*, 39:712–725.
- Guélat, J., Florian, M., and Crainic, T. G. (1990). A Multimode Multiproduct Network Assignment Model for Strategic Planning of Freight Flows. *Transportation Science*, 24(1):25–39.
- Herazo-Padilla, N., Montoya-Torres, J. R., Munoz-Villamizar, A., Isaza, S. N., and Polo, L. R. (2013a). Coupling ant colony optimization and discrete-event simulation to solve a stochastic location-routing problem. In *Winter Simulation Conference*, pages 3352–3362.
- Herazo-Padilla, N., Montoya-Torres, J. R., Munoz-Villamizar, A., Isaza, S. N., and Polo, L. R. (2013b). Escuela internacional de ciencias económicas y administrativas, universidad de la sabana, chía (cundinamarca), colombia. In *Simulation Conference (WSC), 2013 Winter*, pages 3352–3362. IEEE.
- Hillbrand, C. and Schmid, S. (2011). Simulation of co-operative logistics models for multimodal transportation networks. In *Proceedings of the 2011 Summer Computer Simulation Conference*, pages 180–187. Society for Modeling & Simulation International.
- Holmgren, J., Davidsson, P., Persson, J. A., and Ramstedt, L. (2012). Tapas: A multi-agent-based model for simulation of transport chains. *Simulation Modelling Practice and Theory*, 23:1–18.
- Hrusovsky, M., Demir, E., Jammerneegg, W., and Woensel, T. V. (2016). Hybrid simulation and optimization approach for green intermodal transportation problem with travel time uncertainty. *Flexible Services and Manufacturing Journal*.
- Hunt, J. D. and Stefan, K. (2007). Tour-based microsimulation of urban commercial movements. *Transportation Research Part B: Methodological*, 41(9):981–1013.

- Ishfaq, R. and Sox, C. (2011). Hub location-allocation in intermodal logistic networks. *European Journal of Operational Research*, 210(2):213–230.
- Joubert, J. W., Fourie, P. J., and Axhausen, K. W. (2010). Large-scale agent-based combined traffic simulation of private cars and commercial vehicles. *Transportation Research Record: Journal of the Transportation Research Board*, 2168(1):24–32.
- Kritzing, S., Doerner, K. F., Hartl, R. F., Kiechle, G. Y., Stadler, H., and Manohar, S. S. (2012). Using traffic information for time-dependent vehicle routing. *Procedia-Social and Behavioral Sciences*, 39:217–229.
- Lam, S.-W., Lee, L.-H., and Tang, L.-C. (2007). An approximate dynamic programming approach for the empty container allocation problem. *Transportation Research Part C: Emerging Technologies*, 15(4):265–277.
- Li, L., Negenborn, R. R., and De Schutter, B. (2015). Intermodal freight transport planning - a receding horizon control approach. *Transportation Research Part C: Emerging Technologies*, 60:77–95. cited By 1.
- Liedtke, G. (2009). Principles of micro-behavior commodity transport modeling. *Transportation Research Part E: Logistics and Transportation Review*, 45(5):795–809.
- Liedtke, G. and Carrillo Murillo, D. G. (2012). Assessment of policy strategies to develop intermodal services: The case of inland terminals in Germany. *Transport Policy*, 24(0):168 – 178.
- Lindholm, M. (2012). How local authority decision makers address freight transport in the urban area. *Procedia-Social and Behavioral Sciences*, 39:134–145.
- Liu, J., Yu, J.-N., Li, Y.-Z., and Han, L. (2011). A game model analysis in freight intermodal transport market. In *8th International Conference on Service Systems and Service Management (ICSSSM)*.
- Luan, K. (2010). Simulation of freight consolidation strategy based on system dynamics. *Proceedings, iclem 2010: logistics for sustained economic development – infrastructure, information, integration*, 4:3616–3622.
- Macharis, C. and Bontekoning, Y. M. (2004). Opportunities for OR in intermodal freight transport research: A review. *European Journal of operational research*, 153(2):400–416.
- Macharis, C., Caris, A., Jourquin, B., and Pekin, E. (2011). A decision support framework for intermodal transport policy. *European Transport Research Review*, 3(4):167–178.
- Macharis, C. and Pekin, E. (2009a). Assessing policy measures for the stimulation of intermodal transport: a GIS-based policy analysis. *Journal of Transport Geography*, 17(6):500–508.

- Macharis, C. and Pekin, E. (2009b). Assessing policy measures for the stimulation of intermodal transport: a GIS-based policy analysis. *Journal of Transport Geography*, 17(6):500–508.
- Maggioni, F., Perboli, G., and Tadei, R. (2014). The multi-path traveling salesman problem with stochastic travel costs: Building realistic instances for city logistics applications. *Transportation Research Procedia*, 3:528–536.
- Martínez-López, A., Munín-Doce, A., and García-Alonso, L. (2015). A multi-criteria decision method for the analysis of the motorways of the sea: the application to the case of France and Spain on the Atlantic Coast. *Maritime Policy and Management*, 42(6):608–631.
- McLean, A. and Biles, W. (2008). A simulation approach to the evaluation of operational costs and performance in liner shipping operations. In *Proceedings - Winter Simulation Conference*, pages 2577–2584.
- Meng, Q. and Wang, S. (2011). Intermodal container flow simulation model and its applications. *Transportation Research Record: Journal of the Transportation Research Board*, 2224(1):35–41.
- Miller-Hooks, E., Zhang, X., and Faturechi, R. (2012). Measuring and maximizing resilience of freight transportation networks. *Computers & Operations Research*, 39(7):1633–1643.
- Muravev, D. and Rakhmangulov, A. (2016). Environmental factors consideration at industrial transportation organization in the seaport dry port system. *Open Engineering*, 6:476–484.
- Nuzzolo, A. and Comi, A. (2014). Urban freight demand forecasting: A mixed quantity/delivery/vehicle-based model. *Transportation Research Part E: Logistics and Transportation Review*, 65(0):84 – 98. Special Issue on: Modelling, Optimization and Simulation of the Logistic Systems.
- Nuzzolo, A., Crisalli, U., and Comi, A. (2012). A system of models for the simulation of urban freight restocking tours. *Procedia-Social and Behavioral Sciences*, 39:664–676.
- of Ministers of Transport, E. C. (2001). Terminology on combined transport. United Nations. New York and Geneva.
- Orozco, J.-A. and Barceló, J. (2012). Reactive and proactive routing strategies with real-time traffic information. *Procedia-Social and Behavioral Sciences*, 39:633–648.
- Page, B., Knaak, N., and Kruse, S. (2007). A discrete event simulation framework for agent-based modelling of logistic systems. In *INFORMATIK 2007 - Informatik Trifft Logistik, Beiträge der 37. Jahrestagung der Gesellschaft für Informatik*, volume 1, pages 397–404.

- Patier, D., David, B., Chalon, R., and Deslandres, V. (2014). A new concept for urban logistics delivery area booking. *Procedia-Social and Behavioral Sciences*, 125:99–110.
- Perboli, G. (2016). GUEST-OR. linking lean business and OR. *Workshop of the 28th European Conference on Operation Research*, pages Poznan, Poland.
- Perboli, G. and Gentile, R. (2015a). Guest: A lean methodology for management science and operational research. CIRRELT Webinar <http://www.slideshare.net/GuidoPerboli/guest-a-lean-methodology-for-management-science-and-operations-research>.
- Perboli, G. and Gentile, R. (2015b). Guest. from lean startup to lean business. a manifesto. Webinar <http://www.slideshare.net/GuidoPerboli/guest-manifesto>, DAUIN - Politecnico di Torino.
- Perboli, G., Rosano, M., and Gobbato, L. (2016). Decision support system for collaborative freight transportation management: a tool for mixing traditional and green logistics. In *ILS 2016 - 6th International Conference on Information Systems, Logistics and Supply Chain*.
- Perboli, G., Tadei, R., and Gobbato, L. (2014). The multi-handler knapsack problem under uncertainty. *European Journal of Operational Research*, 236(3):1000–1007.
- Puettmann, C. and Stadtler, H. (2010). A collaborative planning approach for intermodal freight transportation. *OR spectrum*, 32(3):809–830.
- Qureshi, A. G., Taniguchi, E., and Yamada, T. (2012). A microsimulation based analysis of exact solution of dynamic vehicle routing with soft time windows. *Procedia-Social and Behavioral Sciences*, 39:205–216.
- Roorda, M. J., Cavalcante, R., McCabe, S., and Kwan, H. (2010). A conceptual framework for agent-based modelling of logistics services. *Transportation Research Part E: Logistics and Transportation Review*, 46(1):18–31.
- Russo, F. and Comi, A. (2012). The simulation of shopping trips at urban scale: Attraction macro-model. *Procedia-Social and Behavioral Sciences*, 39:387–399.
- Saeed, N. (2013). Cooperation among freight forwarders: Mode choice and intermodal freight transport. *Research in Transportation Economics*, 42(1):77–86.
- Samimi, A., Mohammadian, A., and Kawamura, K. (2010). A behavioral freight movement microsimulation model: method and data. *Transportation Letters*, 2(1):53–62.
- Schroeder, S., Zilske, M., Liedtke, G., and Nagel, K. (2012). Towards a multi-agent logistics and commercial transport model: The transport service provider’s view. *Procedia - Social and Behavioral Sciences*, 39(0):649 – 663. Seventh International Conference on City Logistics which was held on June 7- 9,2011, Mallorca, Spain.

- Sihn, W., Hillbrand, C., Meizer, F., Leitner, R., and Prochazka, M. (2010). Development of a simulation model for multimodal, cross-company logistics networks. In *Advanced Manufacturing and Sustainable Logistics*, pages 26–36. Springer.
- Sinha, S. and Kumar Ganesan, V. (2011). Enhancing operational efficiency of a container operator: A simulation optimization approach. In *Proceedings - Winter Simulation Conference*, pages 1722–1733.
- Sirikijpanichkul, A., Van Dam, K., Ferreira, L., and Lukszo, Z. (2007). Optimizing the location of intermodal freight hubs: An overview of the agent based modelling approach. *Journal of Transportation Systems Engineering and Information Technology*, 7(4):71–81.
- Stahlbock, R. and Voß, S. (2008). Operations research at container terminals: a literature update. *Or Spectrum*, 30(1):1–52.
- Suksri, J. and Raicu, R. (2012). Developing a conceptual framework for the evaluation of urban freight distribution initiatives. *Procedia-Social and Behavioral Sciences*, 39:321–332.
- Tadei, R., Perboli, G., and Perfetti, F. (2014). The multi-path traveling salesman problem with stochastic travel costs. *EURO Journal on Transportation and Logistics*, pages 1–21.
- Tamagawa, D., Taniguchi, E., and Yamada, T. (2010). Evaluating city logistics measures using a multi-agent model. *Procedia-Social and Behavioral Sciences*, 2(3):6002–6012.
- Taniguchi, E., Thompson, R. G., and Yamada, T. (2012). Emerging techniques for enhancing the practical application of city logistics models. *Procedia-Social and Behavioral Sciences*, 39:3–18.
- Taniguchi, E., Yamada, T., and Okamoto, M. (2007). Multi-agent modelling for evaluating dynamic vehicle routing and scheduling systems. *Journal of the Eastern Asia Society for Transportation Studies*, 7:933–948.
- Teo, J. S., Taniguchi, E., and Qureshi, A. G. (2012). Evaluating city logistics measure in e-commerce with multiagent systems. *Procedia-Social and Behavioral Sciences*, 39:349–359.
- Teo, J. S., Taniguchi, E., and Qureshi, A. G. (2014). Evaluation of load factor control and urban freight road pricing joint schemes with multi-agent systems learning models. *Procedia-Social and Behavioral Sciences*, 125:62–74.
- Uchiyama, N. and Taniguchi, E. (2012). A study of dispatcher’s route choice model based on evolutionary game theory. *Procedia-Social and Behavioral Sciences*, 39:495–509.

- Uchiyama, N. and Taniguchi, E. (2014). Analysis of impacts on dispatcher's route choice behaviour by road improvements on using a trial and error learning model. *Procedia-Social and Behavioral Sciences*, 125:297–311.
- Van Dam, K., Lukszo, Z., Ferreira, L., and Sirikijpanichkul, A. (2007). Planning the location of intermodal freight hubs: An agent based approach. In *2007 IEEE International Conference on Networking, Sensing and Control, ICNSC'07*, pages 187–192.
- Van Duin, J., Tavasszy, L., and Taniguchi, E. (2007). Real time simulation of auctioning and re-scheduling processes in hybrid freight markets. *Transportation Research Part B: Methodological*, 41(9):1050–1066.
- van Duin, J. R., van Kolck, A., Anand, N., Tavasszy, L., and Taniguchi, E. (2012). Towards an agent-based modelling approach for the evaluation of dynamic usage of urban distribution centres. *Procedia-Social and Behavioral Sciences*, 39:333–348.
- Vidović, M., Zečević, S., Kilibarda, M., Vlajić, J., Bjelić, N., and Tadić, S. (2011). The p-hub model with hub-catchment areas, existing hubs, and simulation: A case study of serbian intermodal terminals. *Networks and Spatial Economics*, 11(2):295–314.
- Wang, H., Wang, X., and Zhang, X. (2017). Dynamic resource allocation for intermodal freight transportation with network effects: Approximations and algorithms. *Transportation Research Part B: Methodological*, 99:83–112.
- Wang, X. and Meng, Q. (2011). The impact of landbridge on the market shares of asian ports. *Transportation Research Part E: Logistics and Transportation Review*, 47(2):190–203.
- Wanitwattanakosol, J. and Nimsrikul, P. (2010). Special issue section: Performance improvement of freight logistics hub selection in thailand by coordinated simulation and ahp. *IEMS*, 9(2):88–96.
- Wisetjindawat, W., Ito, H., Fujita, M., and Eizo, H. (2014). Planning disaster relief operations. *Procedia-Social and Behavioral Sciences*, 125:412–421.
- Wisetjindawat, W., Yamamoto, K., and Marchal, F. (2012). A commodity distribution model for a multi-agent freight system. *Procedia-Social and Behavioral Sciences*, 39:534–542.
- Yang, K., Yang, L., and Gao, Z. (2016). Planning and optimization of intermodal hub-and-spoke network under mixed uncertainty. *Transportation Research Part E: Logistics and Transportation Review*, 95:248–266.
- Yang, X. b., Low, J., and Tang, L. (2011). Analysis of intermodal freight from China to Indian Ocean: a goal programming approach. *Journal of Transport Geography*, 19(4):515–527.

Zhang, K., Nair, R., Mahmassani, H. S., Miller-Hooks, E. D., Arcot, V. C., Kuo, A., Dong, J., and Lu, C.-C. (2008). Application and validation of dynamic freight simulation–assignment model to large-scale intermodal rail network: Pan-European case. *Transportation Research Record: Journal of the Transportation Research Board*, 2066(1):9–20.